

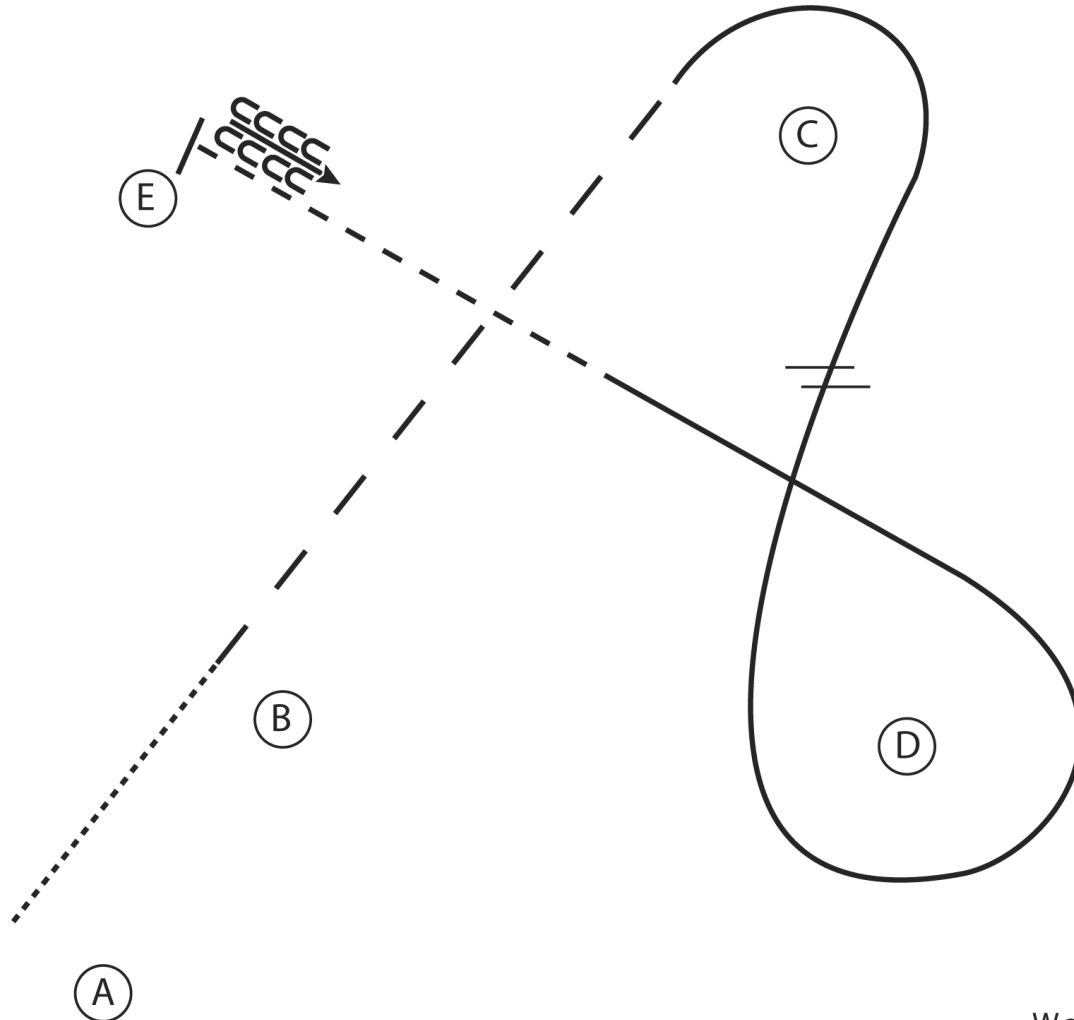
AQHA/DQHA direkt Show Webenheim

Horsemanship Amateur/Youth (240000/DA400/DY400)

Show Date: 07-14-2018

w w w . H o r s e S h o w P a t t e r n s . c o m

w w w . H o r s e S h o w P a t t e r n s . c o m



1. Walk A to B
2. At B extend the jog to C
3. At C lope a circle around C on the right lead
4. Between C and D perform a simple lead change
5. Lope a circle around D
6. Break to the jog when between D and E
7. At E stop and back 4 steps

Walk
Jog	-----
Extended Jog	-----
Lope	—————
Leg Yield	
Lead Change	———/———
Back	←←←← →→→→
Marker	(B)
Sidepass	←———←

[WH/2-11]

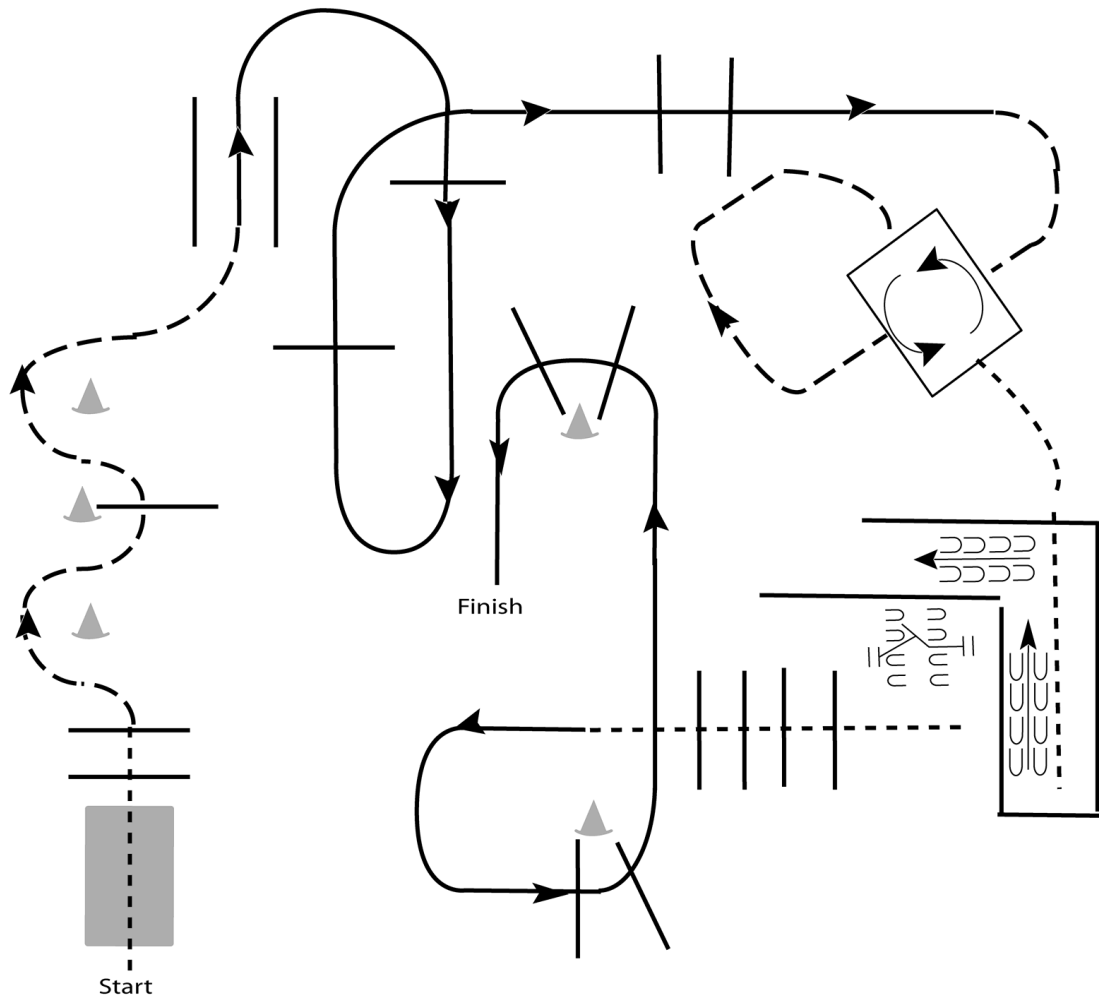
Pattern Provided by:

DQHA Rheinland-Pfalz/Saarland

AQHA/DQHA direkt Show Webenheim

Trail Open AQHA/DQHA (138000/ D380)

Show Date: 07-14-2018



1. Walk over bridge and over poles
2. Jog through serpentine and over pole
3. Lope on the right lead over poles
4. Jog through box, then jog into box
5. Turn 360 degrees to the left in the box
6. Walk out of box and into chute
7. Back the L
8. Work the gate
9. Walk over poles
10. Lope on the left lead over poles to finish

Walk	-----
Jog	-----
Extended Jog	-----
Lope	-----
Leg Yield	
Lead Change	—/—
Back	←←←←
Marker	Ⓚ
Sidepass	←-----→

[T/3-4]

Pattern Provided by:

DQHA Rheinland-Pfalz/Saarland

www.HorseShowPatterns.com

www.HorseShowPatterns.com

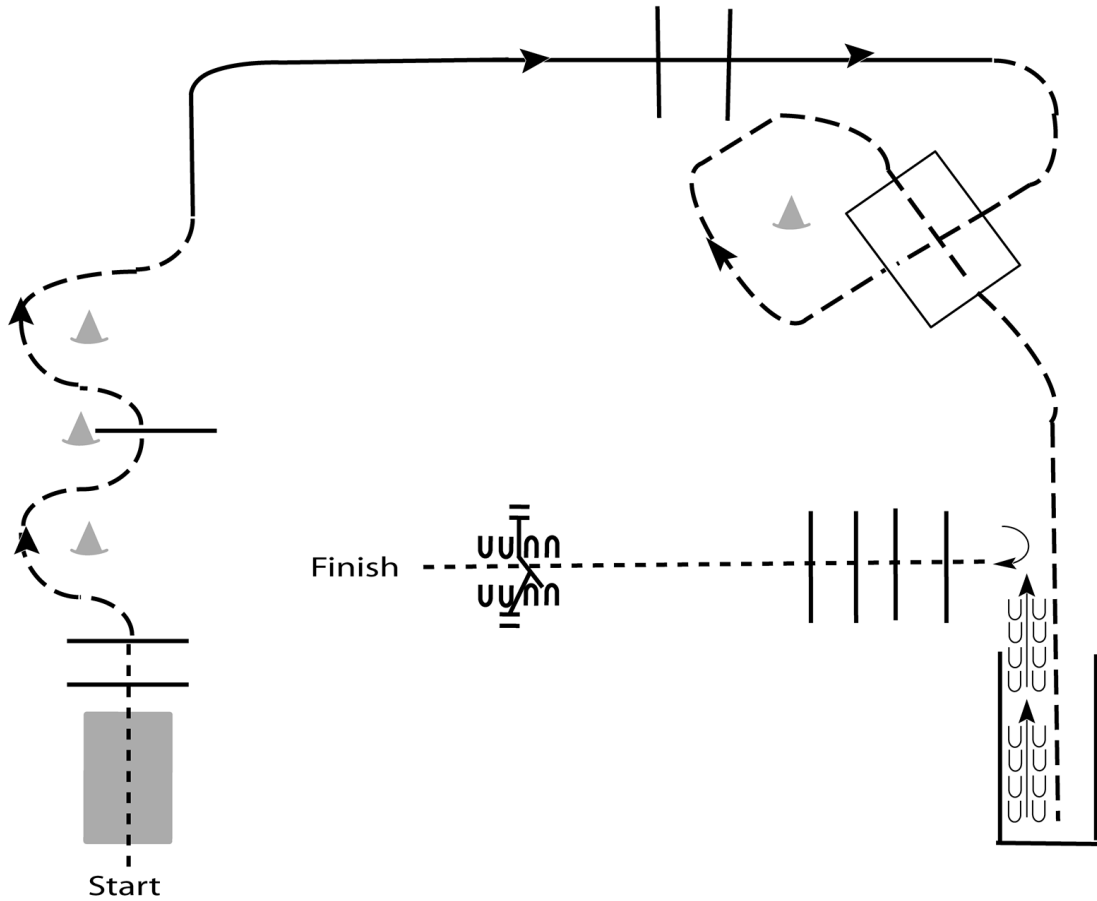
AQHA/DQHA direkt Show Webenheim

Trail Rookie Rasseoffen (RO 380)

Show Date: 07-14-2018

www.HorseShowPatterns.com

www.HorseShowPatterns.com



Be ready at start.

1. Walk over bridge and over poles.
2. Jog through serpentine and over pole.
3. Lope on the right lead over poles.
4. Jog through box and into chute.
5. Back out of chute.
6. Turn 90 degrees and walk over elevated poles.
7. Work gate with left hand.

Walk	-----
Jog	-----
Extended Jog	-----
Lope	—————
Leg Yield	
Lead Change	—/—
Back	←←←←←
Marker	Ⓚ
Sidepass	←-----→

[T/1-6]

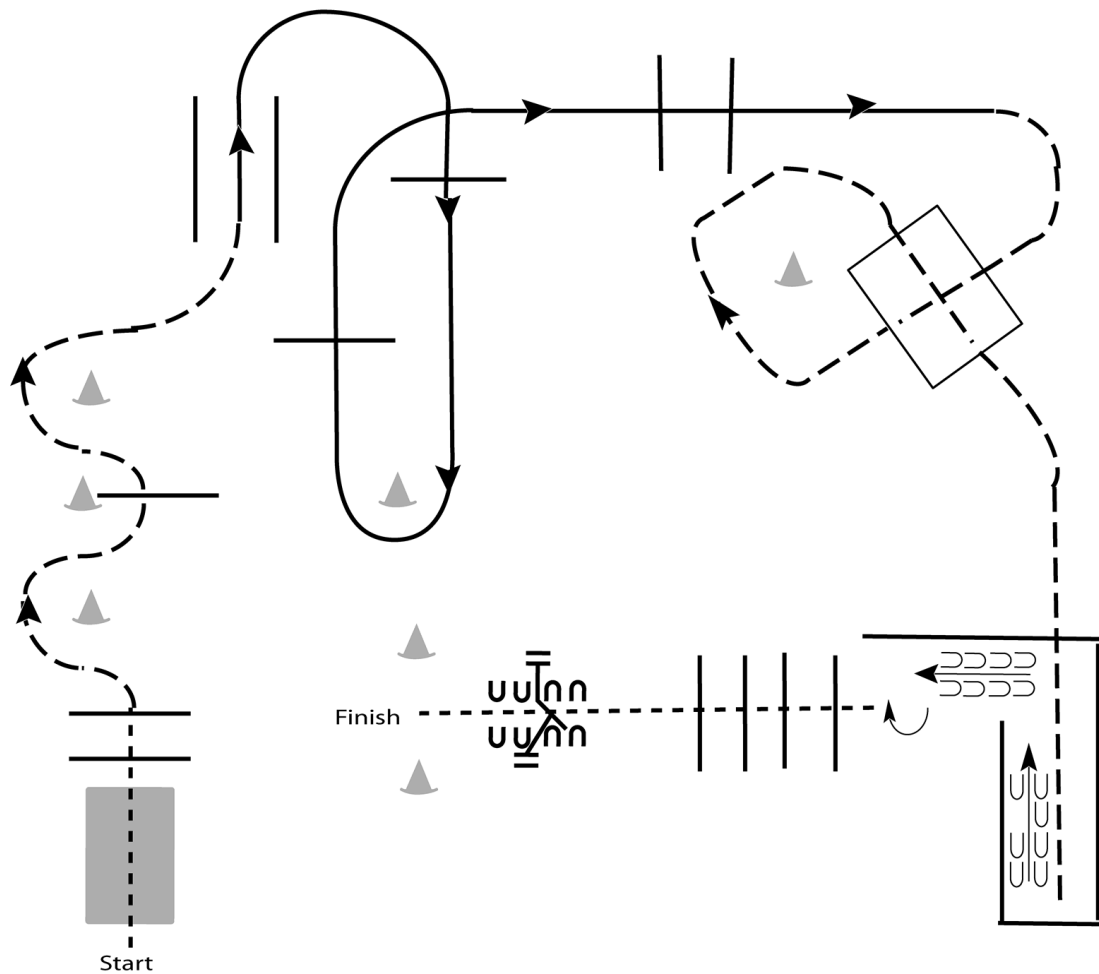
Pattern Provided by:

DQHA Rheinland-Pfalz/Saarland

AQHA/DQHA direkt Show Webenheim

Jackpot Trail (O 383)

Show Date: 07-14-2018



Begin at Start.

1. Walk over bridge and over poles.
2. Jog through serpentine and over pole.
3. Lope on the right lead over poles.
4. Jog through box and into chute.
5. Back the L.
6. Turn 180 degrees and walk over elevated poles.
7. Work gate with left hand.

Walk	-----
Jog	- - - - -
Extended Jog	- - - - -
Lope	—————
Leg Yield	
Lead Change	— / —
Back	← ← ← ← ←
Marker	ⓑ
Sidepass	←-----→

[T/2-7]

Pattern Provided by:

DQHA Rheinland-Pfalz/Saarland

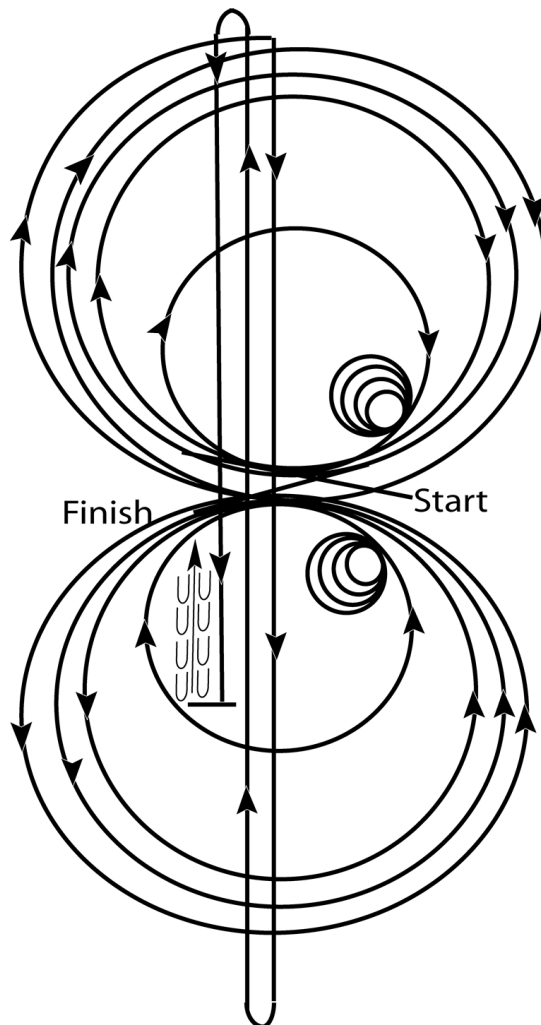
www.HorseShowPatterns.com

www.HorseShowPatterns.com

AQHA/DQHA direkt Show Webenheim

Reining Rookie Rasseoffen (RO 340)

Show Date: 07-14-2018



Horses must walk or stop prior to starting pattern. Begin at the center of the arena facing the left wall or fence.

1. Beginning on the right lead, complete three circles to the right; the first two circles large and fast; the third circle small and slow. Stop at the center of the arena.
 2. Complete four spins to the right. Hesitate.
 3. Beginning on the left lead, complete three circles to the left; the first two circles large and fast; the third circle small and slow. Stop at the center of the arena.
 4. Complete four spins to the left. Hesitate.
 5. Beginning on the right lead, run a large first circle to the right, change leads at the center of the arena, run a large fast circle to the left, and change leads at the center of the arena.
 6. Continue around previous circle to the right. At the top of the circle, run down the middle to the far end of the arena past the end marker and do a right rollback - no hesitation.
 7. Run up the middle to the opposite end of the arena past the end marker and do a left rollback - no hesitation.
 8. Run past the center marker and do a sliding stop. Back up to the center of the arena or at least 10 feet (3m). Hesitate to demonstrate completion of the pattern.
- Rider may drop bridle to the designated judge.

[R/AQHAP-4]

Pattern Provided by:

DQHA Rheinland-Pfalz/Saarland

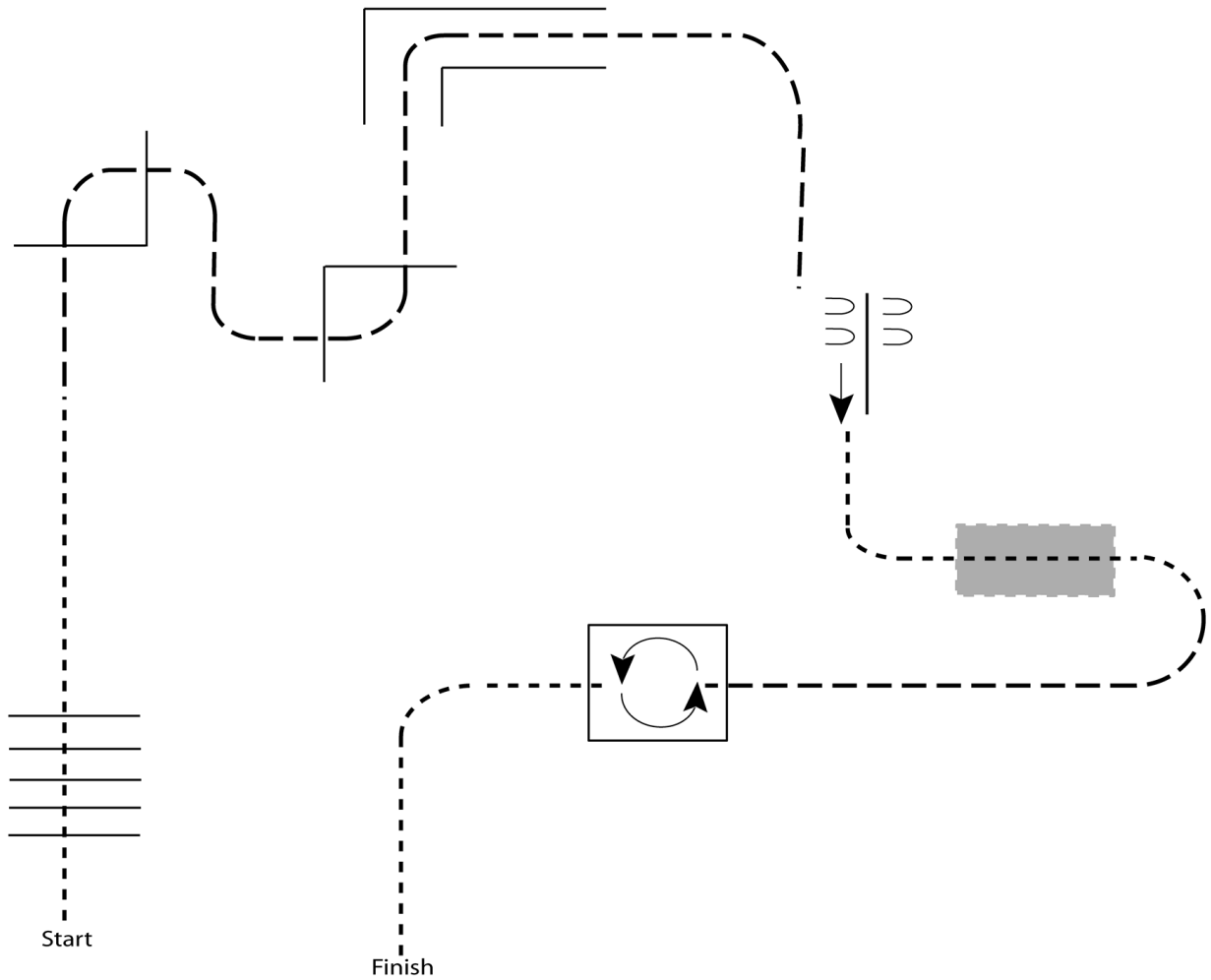
AQHA/DQHA direkt Show Webenheim

Walk -Trot Trail (O381/ OJ 381)

Show Date: 07-14-2018

w w w . H o r s e S h o w P a t t e r n s . c o m

w w w . H o r s e S h o w P a t t e r n s . c o m



1. Walk over poles
2. Jog over poles
3. Jog through chute
4. Sidepass over log to the right
5. Walk over bridge
6. Jog into box and perform a 360 degree turn to the left
7. Walk out of box to finish

Walk	-----
Jog	- - - - -
Extended Jog	- - - - -
Lope	—————
Leg Yield	
Lead Change	— / —
Back	← ← ← ← ←
Marker	Ⓚ
Sidepass	← ——— →

[T/WT-5]

Pattern Provided by:

DQHA Rheinland-Pfalz/Saarland

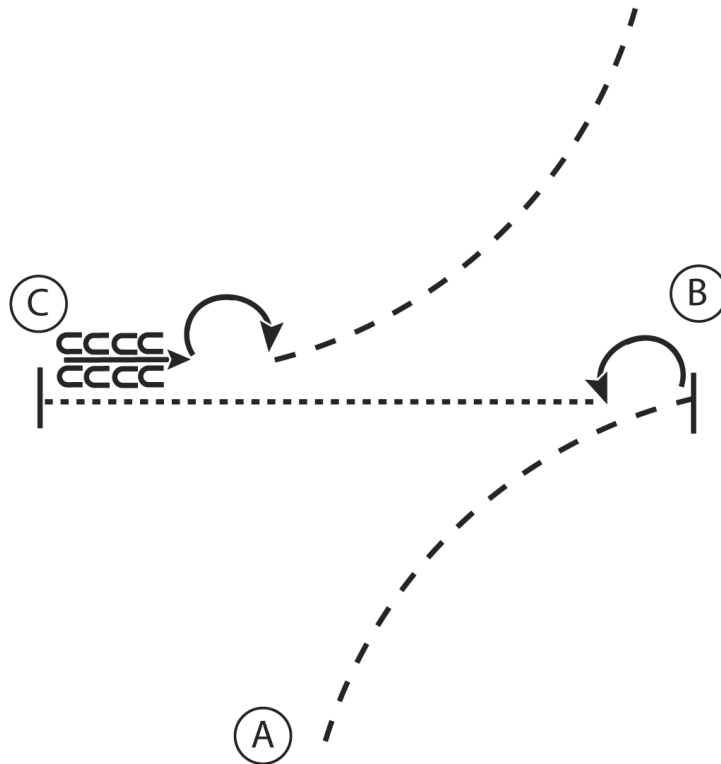
AQHA/DQHA direkt Show Webenheim

Walk-Trot Horsemanship (O381/OJ 381)

Show Date: 07-14-2018

w w w . H o r s e S h o w P a t t e r n s . c o m

w w w . H o r s e S h o w P a t t e r n s . c o m



1. Jog a quarter circle from A to B
2. Stop at B and perform a 180 degree turn to the left on the hindquarters
3. Walk to C
4. At C stop and back 4 steps
5. Perform a 180 degree turn to the right
6. Jog a quarter circle to exit

Walk
Jog	-----
Extended Jog	-----
Lope	—————
Leg Yield	
Lead Change	↙
Back	←←←← ↖↖↖↖
Marker	(B)
Sidepass	←←←←

[WH/WT-13]

Pattern Provided by:

DQHA Rheinland-Pfalz/Saarland

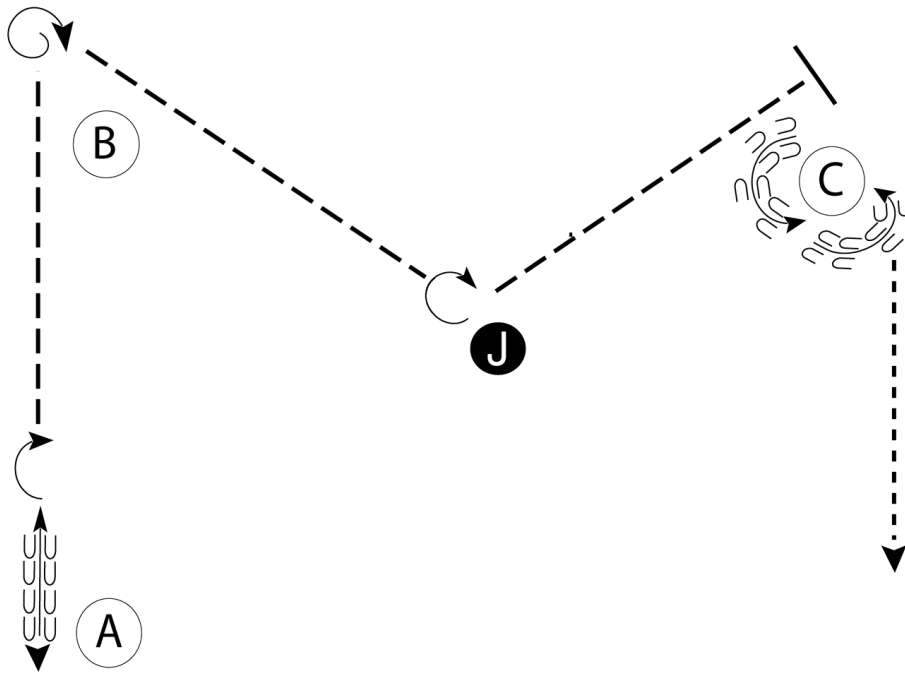
AQHA/DQHA direkt Show Webenheim

Showmanship at Halter (O120)

Show Date: 07-14-2018

w w w . H o r s e S h o w P a t t e r n s . c o m

w w w . H o r s e S h o w P a t t e r n s . c o m



Be ready at A facing away from B.

1. Back one horse length from A.
2. Turn 180 degrees and trot past B.
3. Stop past B, turn 1 1/3 turns and trot to judge.
4. Stop and set up for inspection.
5. When dismissed, do a 3/4 turn and trot to C.
6. Stop at C. Back around C.
7. Walk straight away from C to exit.

Walk	-----
Trot	-----
Back	← ← ←
Marker	(B)
Judge	(J)

[S/3-24]

Pattern Provided by:

DQHA Rheinland-Pfalz/Saarland

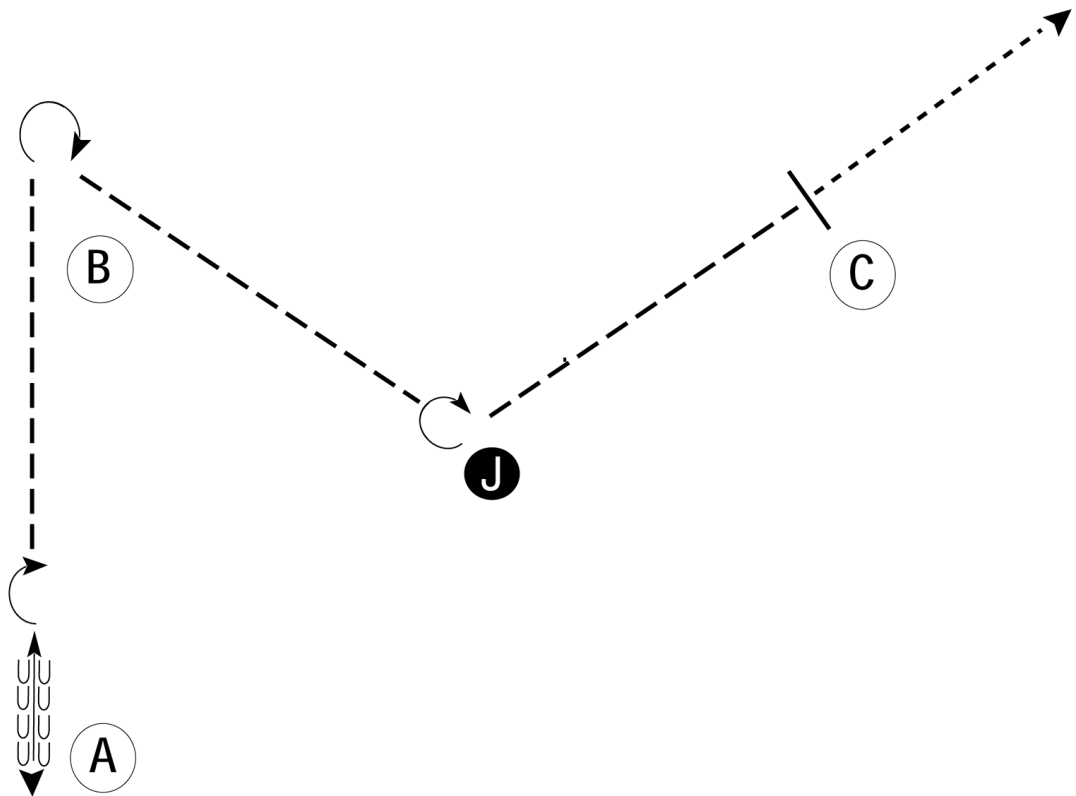
AQHA/DQHA direkt Show Webenheim

Showmanship (212000/412000/ DA120/ DY120)

Show Date: 07-14-2018

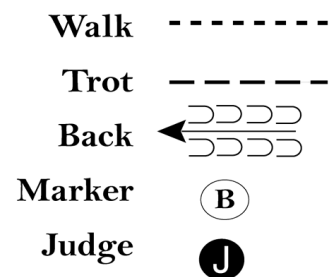
w w w . H o r s e S h o w P a t t e r n s . c o m

w w w . H o r s e S h o w P a t t e r n s . c o m



Be ready at A facing away from B.

1. Back one horse length from A.
2. Turn 180 degrees and trot past B.
3. Stop past B, turn 135 degrees and trot to judge.
4. Stop and set up for inspection.
5. When dismissed, do a 3/4 turn and trot to C.
6. Stop at C. When dismissed, walk straight away from C to exit.



[S/2-24]

Pattern Provided by:

DQHA Rheinland-Pfalz/Saarland

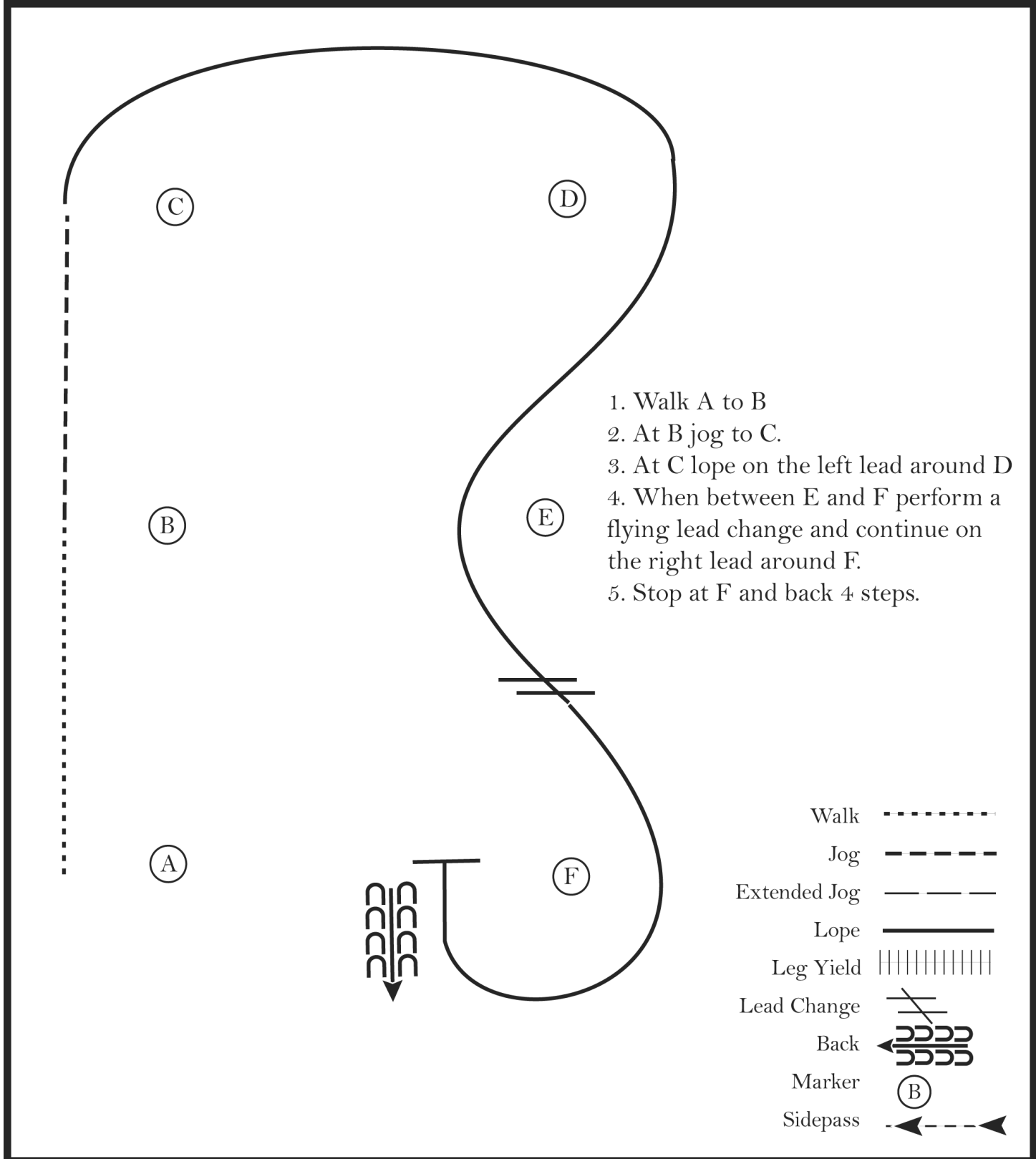
AQHA/DQHA direkt Show Webenheim

Horsemanship Erwachsene/Jugend RO (O400/OJ400)

Show Date: 07-14-2018

w w w . H o r s e S h o w P a t t e r n s . c o m

w w w . H o r s e S h o w P a t t e r n s . c o m



1. Walk A to B
2. At B jog to C.
3. At C lope on the left lead around D
4. When between E and F perform a flying lead change and continue on the right lead around F.
5. Stop at F and back 4 steps.

- Walk (dotted line)
- Jog - - - - - (dashed line)
- Extended Jog - - - - - (long dashed line)
- Lope _____ (solid line)
- Leg Yield ||||| (vertical lines)
- Lead Change / (diagonal lines)
- Back ←←←← (curved arrows)
- Marker (B) (circle with B)
- Sidepass ← - - - - → (dashed line with arrowheads)

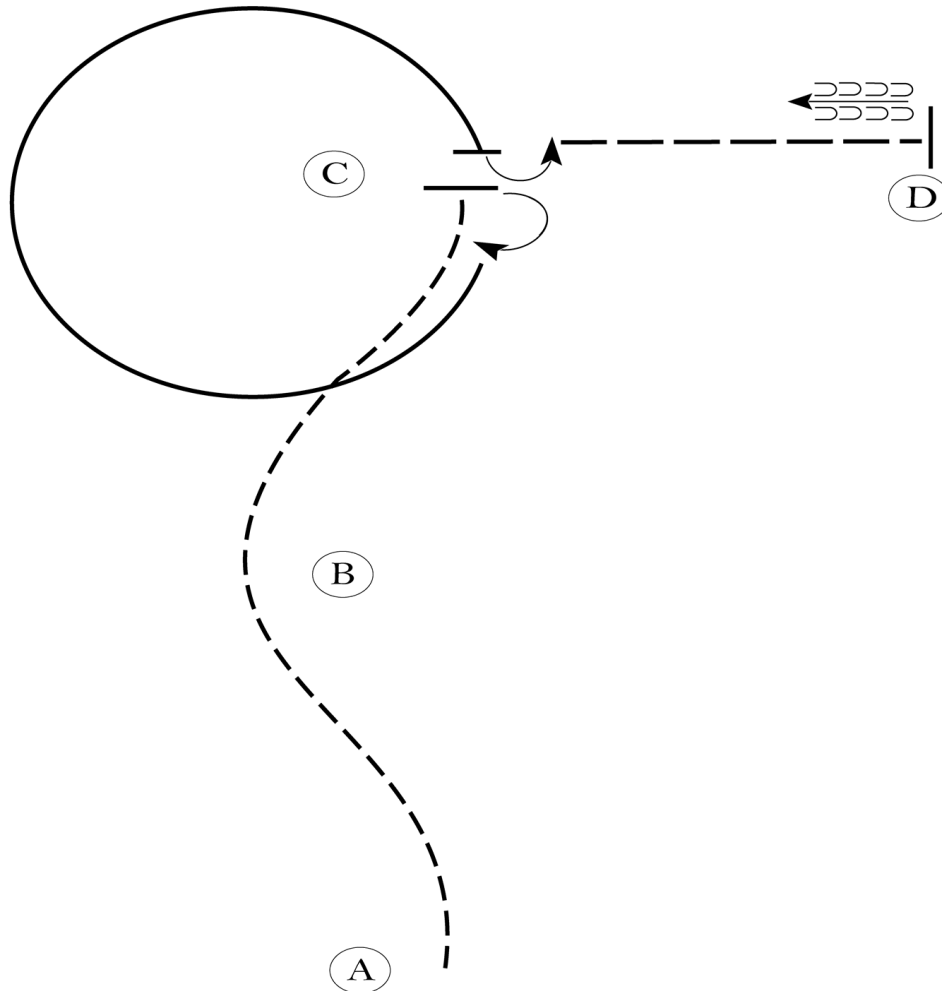
[WH/2-2]

Pattern Provided by:
DQHA Rheinland-Pfalz/Saarland

AQHA/DQHA direkt Show Webenheim

Horsemanship Rookie Rasseoffen (OR 400)

Show Date: 07-14-2018



1. Jog A to C.
2. Stop at C and perform a 180 degree turn to the right
3. Lope a circle around C on the right lead.
4. Stop at C and perform a 90 degree turn to the left.
5. Extended jog to D.
6. Stop at D and back approximately one horse length.

Follow the instructions of your ring steward.

Walk	-----
Jog	-----
Extended Jog	-----
Lope	-----
Lead Change	
Back	
Marker	(B)

[WH/1-1]

Pattern Provided by:

DQHA Rheinland-Pfalz/Saarland

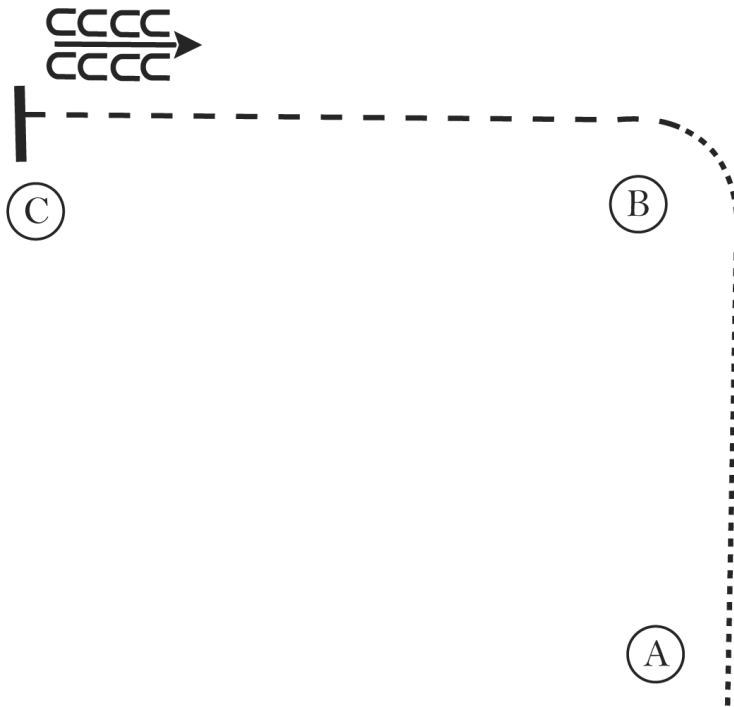
AQHA/DQHA direkt Show Webenheim

Short Stirrup class (S11)

Show Date: 07-14-2018

w w w . H o r s e S h o w P a t t e r n s . c o m

w w w . H o r s e S h o w P a t t e r n s . c o m



1. Walk A to B
2. Jog B to C
3. At C stop and back

Walk
Jog	-----
Extended Jog	-----
Lope	—————
Leg Yield	
Lead Change	↘
Back	← CCCC CCCC
Marker	(B)
Sidepass	←-----←

[WH/WT-4]

Pattern Provided by:
DQHA Rheinland-Pfalz/Saarland

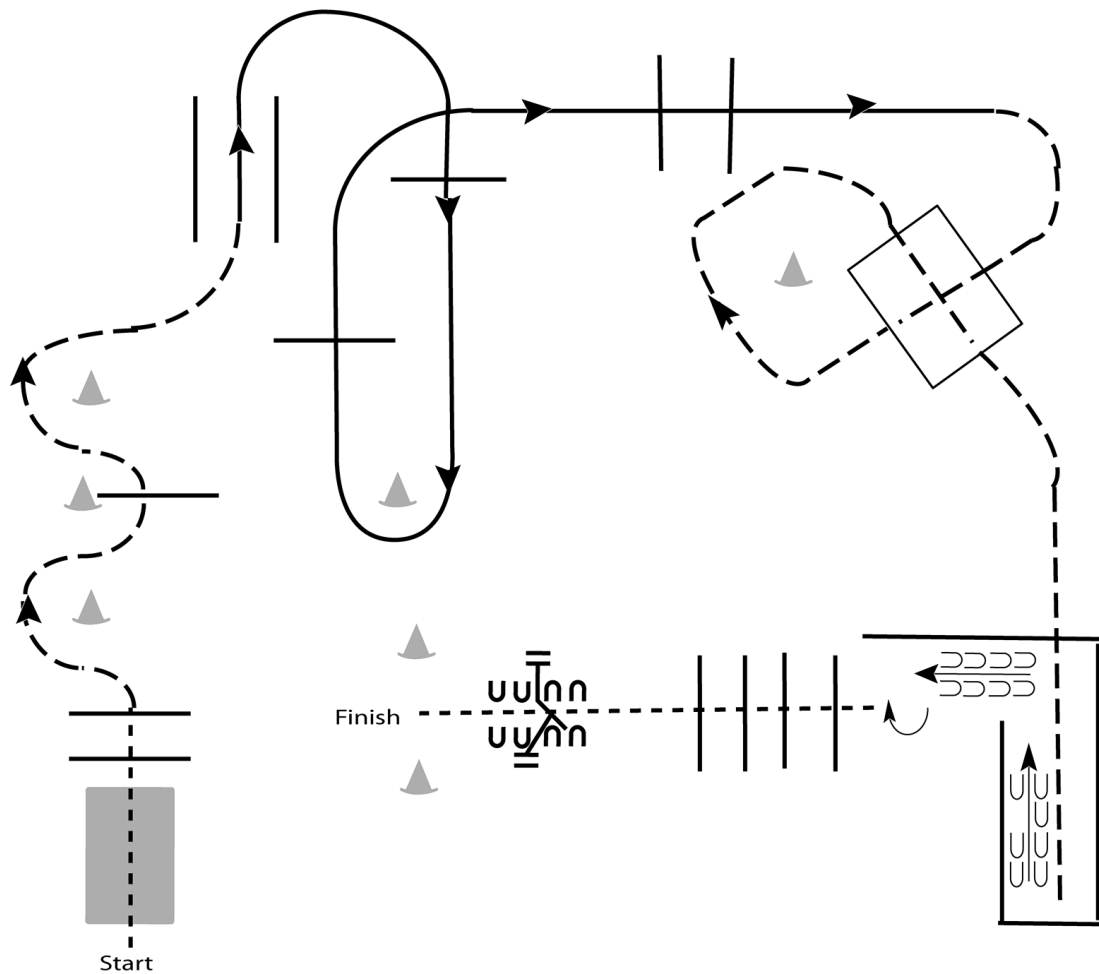
AQHA/DQHA direkt Show Webenheim

Trail AQHA/DQHA Amateur (238000/DA380)

Show Date: 07-14-2018

www.HorseShowPatterns.com

www.HorseShowPatterns.com



Begin at Start.

1. Walk over bridge and over poles.
2. Jog through serpentine and over pole.
3. Lope on the right lead over poles.
4. Jog through box and into chute.
5. Back the L.
6. Turn 180 degrees and walk over elevated poles.
7. Work gate with left hand.

Walk	-----
Jog	- - - - -
Extended Jog	- - - - -
Lope	—————
Leg Yield	/
Lead Change	—/—
Back	←←← ←←←
Marker	ⓑ
Sidepass	←-----→

[T/2-7]

Pattern Provided by:

DQHA Rheinland-Pfalz/Saarland

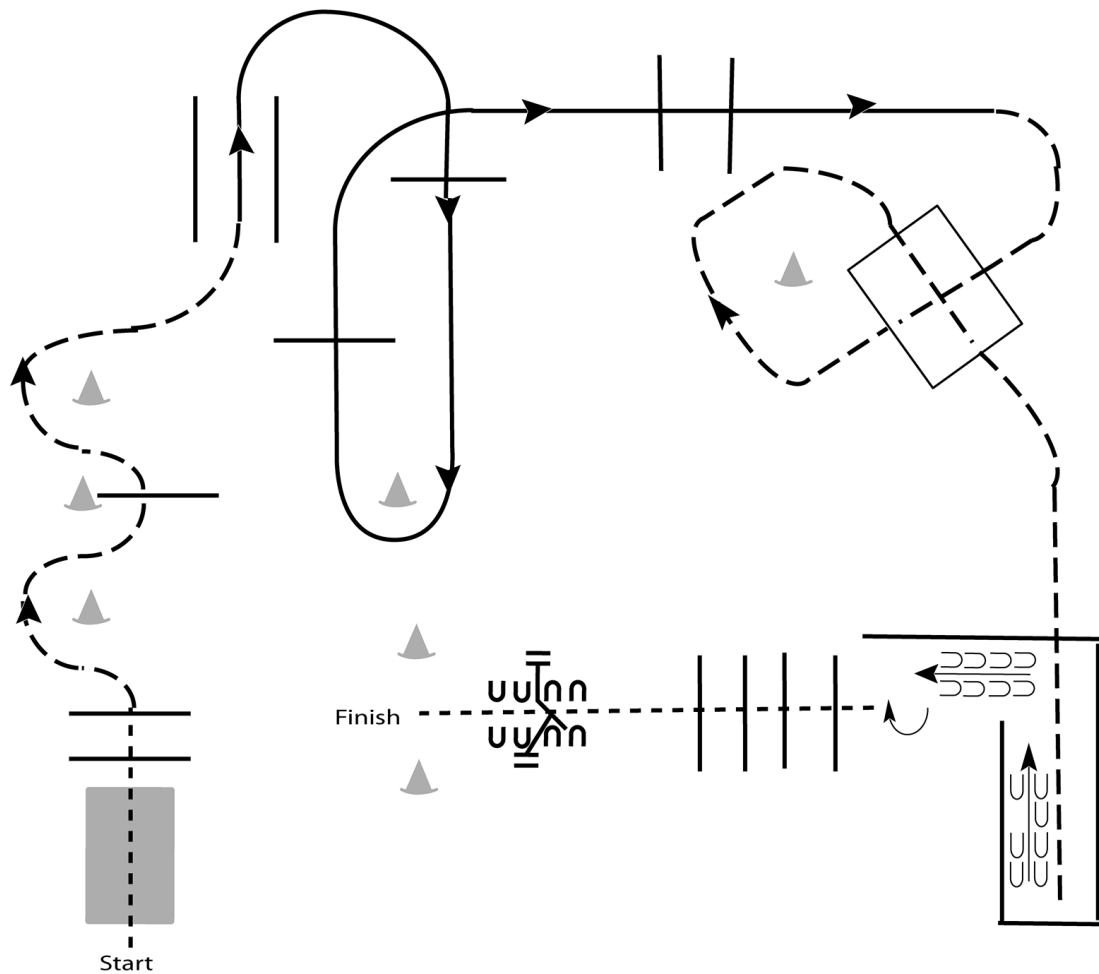
AQHA/DQHA direkt Show Webenheim

Trail AQHA/DQHA Youth (438000/DY380)

Show Date: 07-14-2018

www.HorseShowPatterns.com

www.HorseShowPatterns.com



Begin at Start.

1. Walk over bridge and over poles.
2. Jog through serpentine and over pole.
3. Lope on the right lead over poles.
4. Jog through box and into chute.
5. Back the L.
6. Turn 180 degrees and walk over elevated poles.
7. Work gate with left hand.

Walk	-----
Jog	- - - - -
Extended Jog	- - - - -
Lope	—————
Leg Yield	
Lead Change	—/—
Back	←←←←←
Marker	Ⓚ
Sidepass	←-----→

[T/2-7]

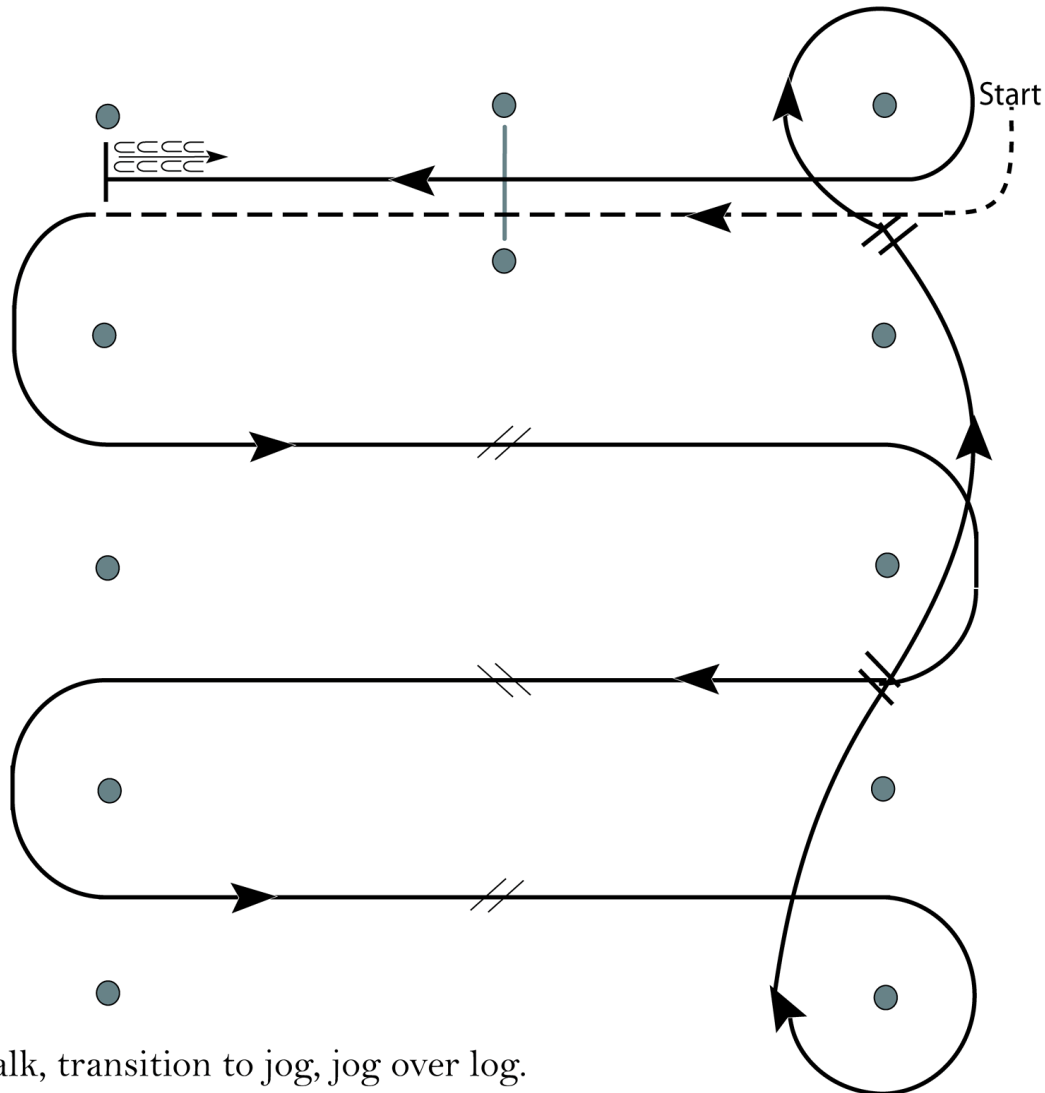
Pattern Provided by:

DQHA Rheinland-Pfalz/Saarland

AQHA/DQHA direkt Show Webenheim

Western Riding AQHA/DQHA Amateur (236000/DA360)

Show Date: 07-14-2018



1. Walk, transition to jog, jog over log.
2. Transition to left lead lope.
3. First crossing change.
4. Second crossing change.
5. Third crossing change.
6. Circle and first line change.
7. Second line change and circle.
8. Lope log.
9. Stop and back.

[WR/GP-2]

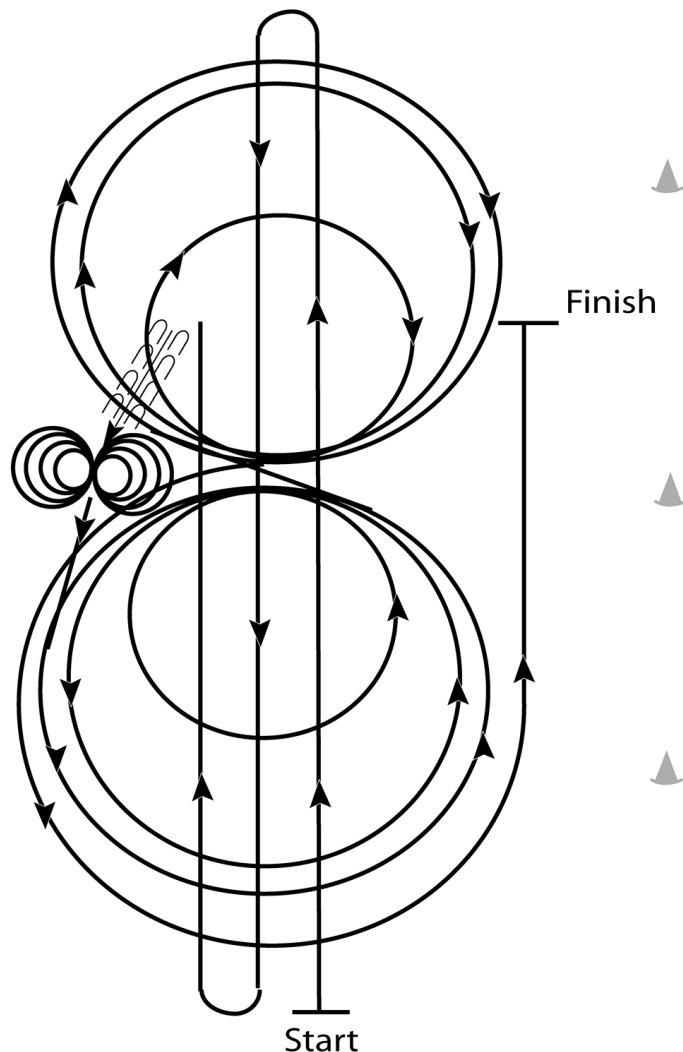
Pattern Provided by:

DQHA Rheinland-Pfalz/Saarland

AQHA/DQHA direkt Show Webenheim

Reining AQHA/DQHA Youth (434000/DY340)

Show Date: 07-14-2018



1. Run at speed to the far end of the arena past the end marker and do a left rollback - no hesitation.
2. Run to the opposite end of the arena past the end marker and do a right rollback - no hesitation.
3. Run past the center marker and do a sliding stop. Back up to center of the arena or at least ten feet (3m). Hesitate.
4. Complete four spins to the right.
5. Complete four and one quarter spins to the left so that horse is facing left wall or fence. Hesitate.
6. Beginning on the left lead, complete three circles to the left; the first circle large and fast; the second circle small and slow; the third circle large and fast. Change leads at the center of the arena.
7. Complete three circles to the right; the first circle large and fast; the second circle small and slow; the third circle large and fast. Change leads at the center of the arena.
8. Begin a large fast circle to the left but do not close this circle. Run straight up the right side of the arena past the center marker and do a sliding stop at least twenty feet (6.09 m) from wall or fence. Hesitate to demonstrate the completion of the pattern.
Rider may drop bridle to the designated judge.

[R/AQHAP-1]

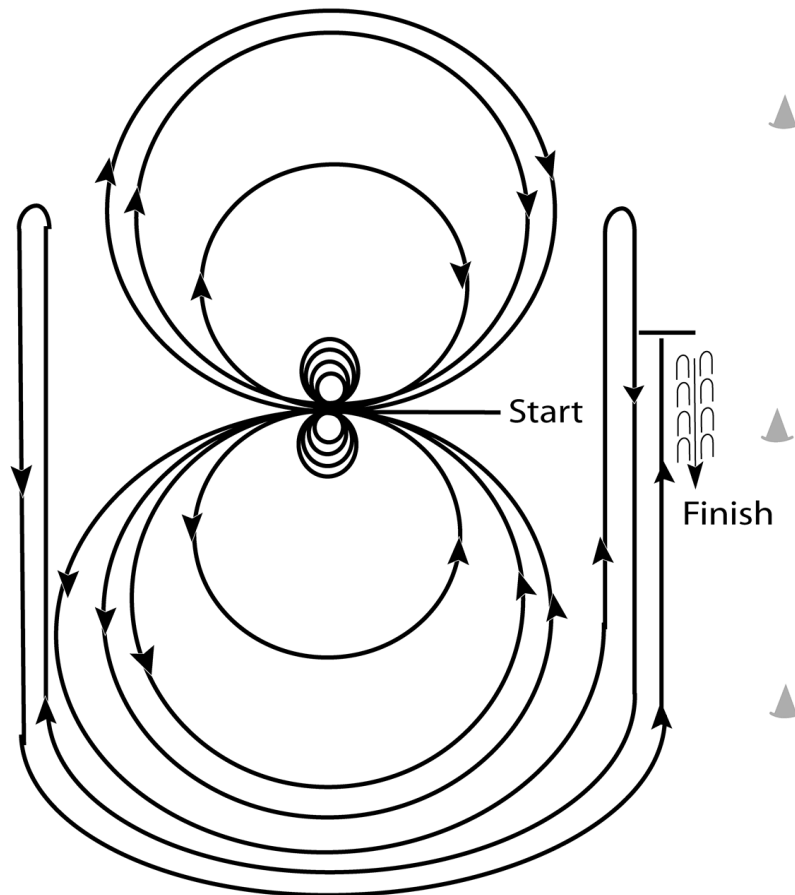
Pattern Provided by:

DQHA Rheinland-Pfalz/Saarland

AQHA/DQHA direkt Show Webenheim

Reining AQHA/DQHA Amateur (234000/DA340)

Show Date: 07-14-2018



Horse must walk or stop prior to starting pattern. Beginning at the center of the arena facing the left wall or fence.

1. Complete four spins to the right.
 2. Complete four spins to the left. Hesitate.
 3. Beginning on the left lead, complete three circles to the left: the first two circles large and fast; the third circle small and slow. Change leads at the center of the arena.
 4. Complete three circles to the right: the first two circles large and fast; the third circle small and slow. Change leads at the center of the arena.
 5. Begin a large, fast circle to the left but do not close this circle. Run up the right side of the arena past the center marker and do a right rollback at least twenty feet (6.09m) from the wall or fence – no hesitation.
 6. Continue back around previous circle but do not close this circle. Run up the left side of the arena past the center marker and do a left rollback at least twenty feet (6.09m) from the wall or fence – no hesitation.
 7. Continue back around previous circle but do not close this circle. Run up the right side of the arena past the center marker and do a sliding stop at least twenty feet (6.09m) from the wall or fence. Back up at least ten feet (3m). Hesitate to demonstrate the completion of the pattern.
- Rider may drop bridle to the designated judge.

[R/AQHAP-6]

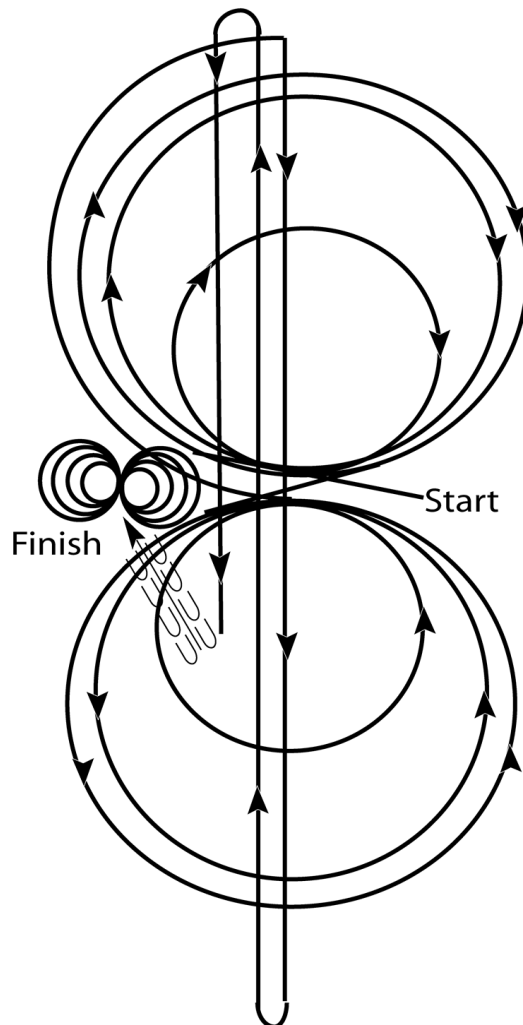
Pattern Provided by:

DQHA Rheinland-Pfalz/Saarland

AQHA/DQHA direkt Show Webenheim

Reining AQHA/DQHA Open (134000/D340)

Show Date: 07-14-2018



Horses must walk or stop prior to starting the pattern.

Begin at the center of the arena facing the left wall or fence.

1. Beginning on the right lead, complete three circles to the right; the first small and slow; the next two circles large and fast. Change leads at the center of the arena.
 2. Complete three circles to the left; the first small and slow; the next two circles large and fast. Change leads at the center of the arena.
 3. Continue around previous circle to the right. At the top of the circle, run down the middle to the far end of the arena past the end marker and do a right rollback - no hesitation.
 4. Run up the middle to the opposite end of the arena past the end marker and do a left rollback - no hesitation.
 5. Run past the center marker and do a sliding stop. Back up to the center of the arena or at least 10 feet (3m). Hesitate.
 6. Complete four spins to the right.
 7. Complete four spins to the left. Hesitate to demonstrate completion of the pattern.
- Rider may drop bridle to the designated judge.

[R/AQHAP-2]

Pattern Provided by:

DQHA Rheinland-Pfalz/Saarland

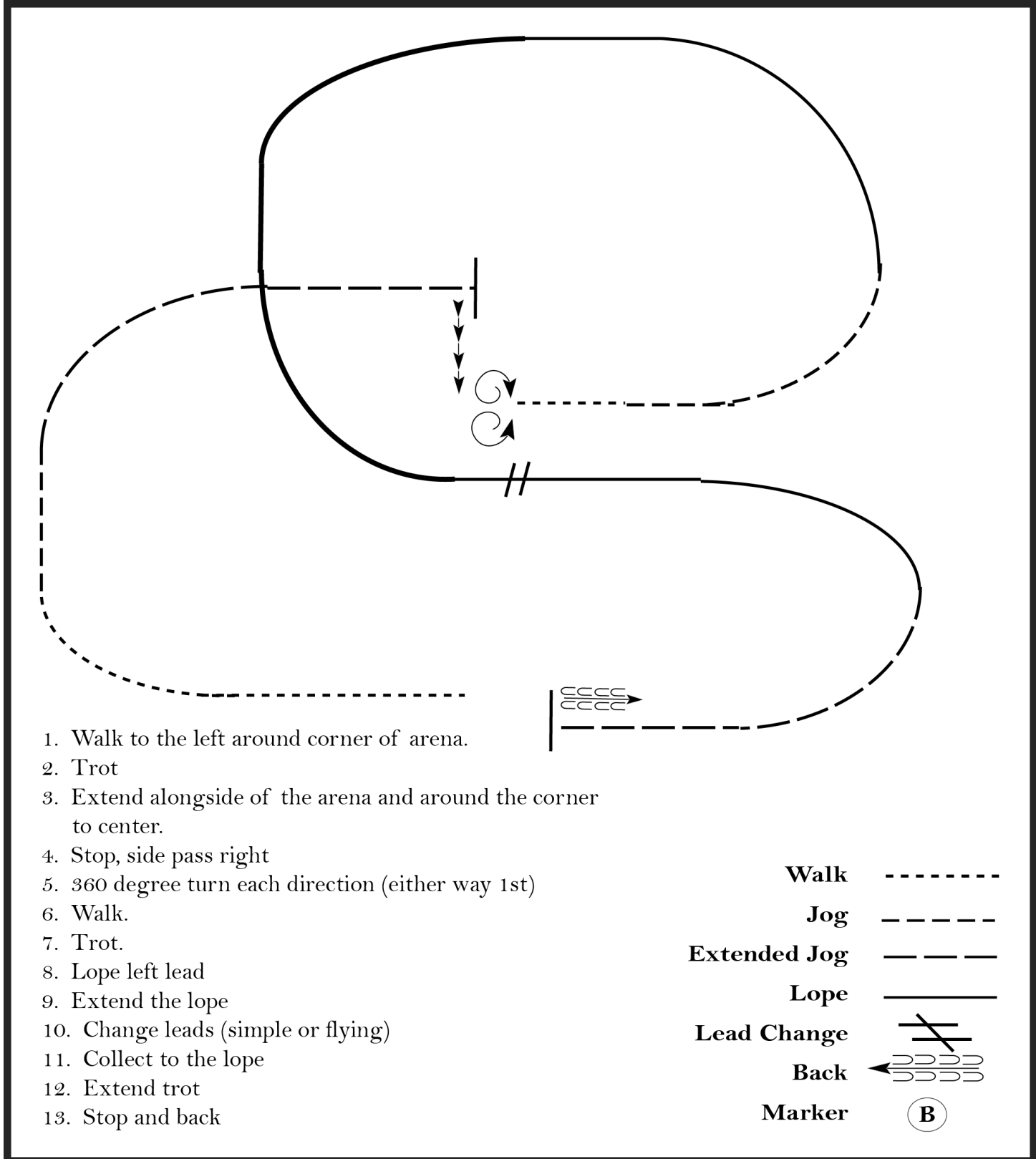
AQHA/DQHA direkt Show Webenheim

Ranch Riding AQHA/DQHA Open (143000/D430)

Show Date: 07-14-2018

www.HorseShowPatterns.com

www.HorseShowPatterns.com



1. Walk to the left around corner of arena.
2. Trot
3. Extend alongside of the arena and around the corner to center.
4. Stop, side pass right
5. 360 degree turn each direction (either way 1st)
6. Walk.
7. Trot.
8. Lope left lead
9. Extend the lope
10. Change leads (simple or flying)
11. Collect to the lope
12. Extend trot
13. Stop and back

Walk
Jog	-----
Extended Jog	-----
Lope	—————
Lead Change	———/———
Back	←←←←←
Marker	ⓑ

[RR/3]

Pattern Provided by:
DQHA Rheinland-Pfalz/Saarland

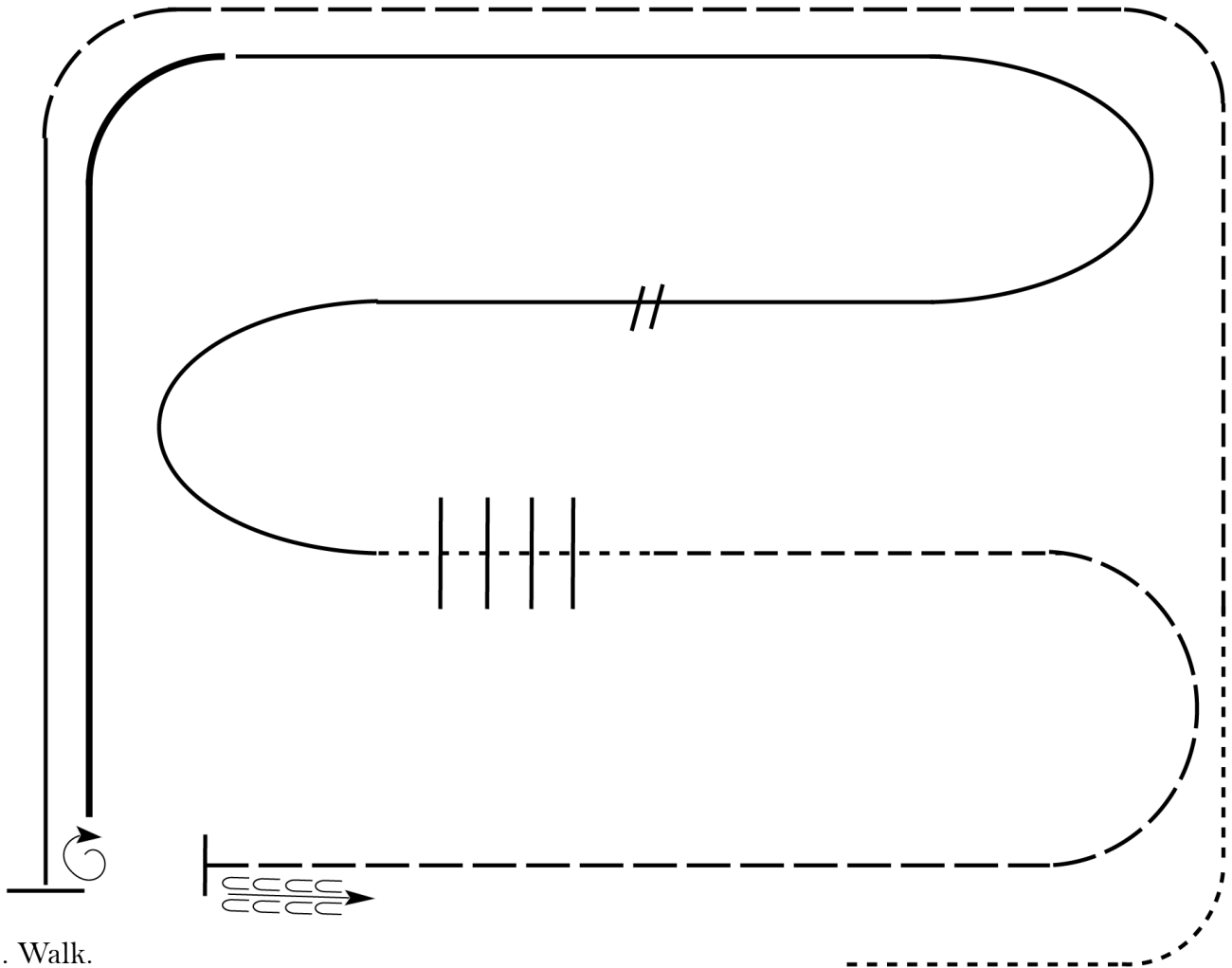
AQHA/DQHA direkt Show Webenheim

Ranch Riding AQHA/DQHA Amateur (243000/DA430)

Show Date: 07-14-2018

www.HorseShowPatterns.com

www.HorseShowPatterns.com



1. Walk.
2. Trot
3. Extended trot.
4. Left lead lope
5. Stop, 1 1/2 turn right
6. Extended lope
7. Collect to working lope-right lead
8. Change leads (simple or flying)
9. Walk
10. Walk over logs
11. Trot
12. Extended trot
13. Stop and back

Walk	-----
Jog	-----
Extended Jog	-----
Lope	-----
Lead Change	//
Back	←←←←
Marker	(B)

[RR/2]

Pattern Provided by:

DQHA Rheinland-Pfalz/Saarland

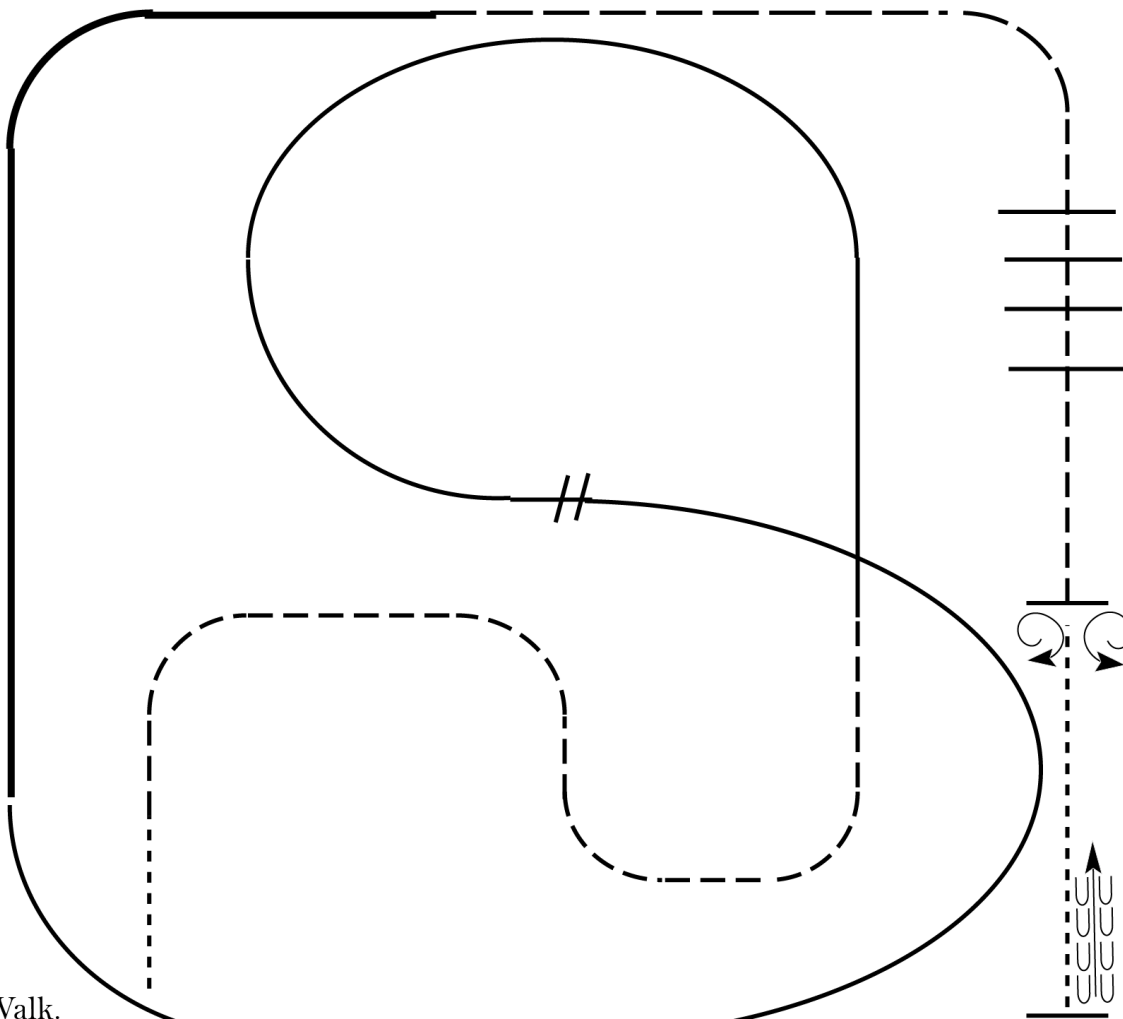
AQHA/DQHA direkt Show Webenheim

Ranch Riding AQHA/DQHA Youth (443000/DY430)

Show Date: 07-14-2018

www.HorseShowPatterns.com

www.HorseShowPatterns.com



1. Walk.
2. Trot serpentine
3. Lope left lead around end of arena and then diagonally across arena.
4. Change leads (simple or flying) and
5. Lope on the right lead around end of the arena.
6. Extend lope on the straight away around corner to center of arena.
7. Extend trot around corner of arena
8. Collect to a trot
9. Trot over poles
10. Stop do a 360 turn each direction (either direction 1st)
11. Walk, stop and back.

Walk	-----
Jog	-----
Extended Jog	-----
Lope	-----
Lead Change	—/—
Back	←←←←←
Marker	ⓑ

[RR/4]

Pattern Provided by:

DQHA Rheinland-Pfalz/Saarland

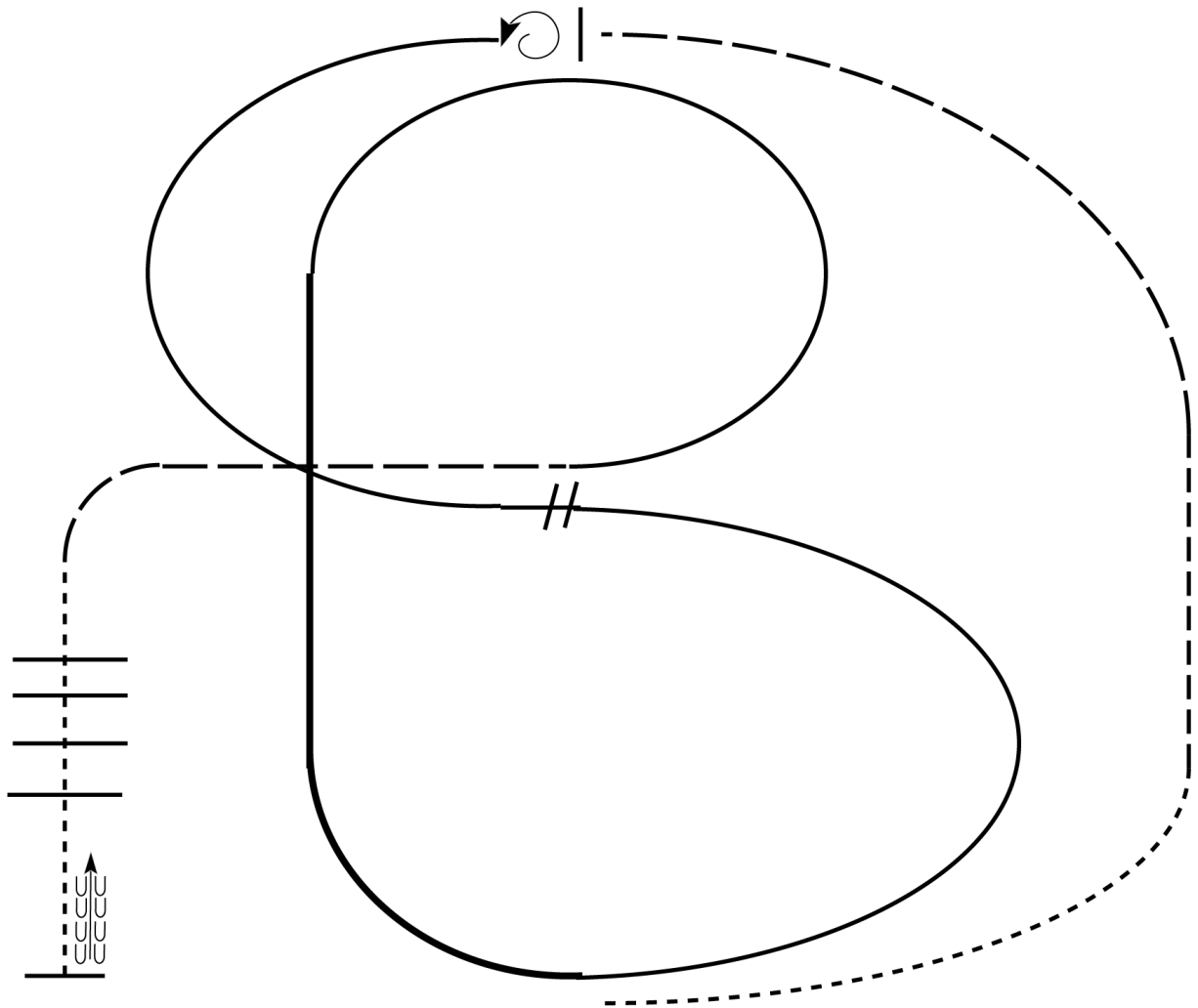
AQHA/DQHA direkt Show Webenheim

Ranch Riding Rookie Rasseoffen (OR430)

Show Date: 07-14-2018

w w w . H o r s e S h o w P a t t e r n s . c o m

w w w . H o r s e S h o w P a t t e r n s . c o m



1. Walk
2. Trot
3. Extend the trot, at the top of the arena, stop
4. 360 degree turn to the left
5. Left lead 1/2 circle, lope to the center
6. Change leads (simple or flying)
7. Right lead 1/2 circle
8. Extended lope up the long side of arena (right lead)
9. Collect back to a lope around the top of the arena and back to center
10. Break down to an extended trot
11. Walk over poles.
12. Stop and back

Walk	-----
Jog	- - - - -
Extended Jog	-----
Lope	
Lead Change	///
Back	←←←←←
Marker	Ⓚ

[RR/1]

Pattern Provided by:

DQHA Rheinland-Pfalz/Saarland

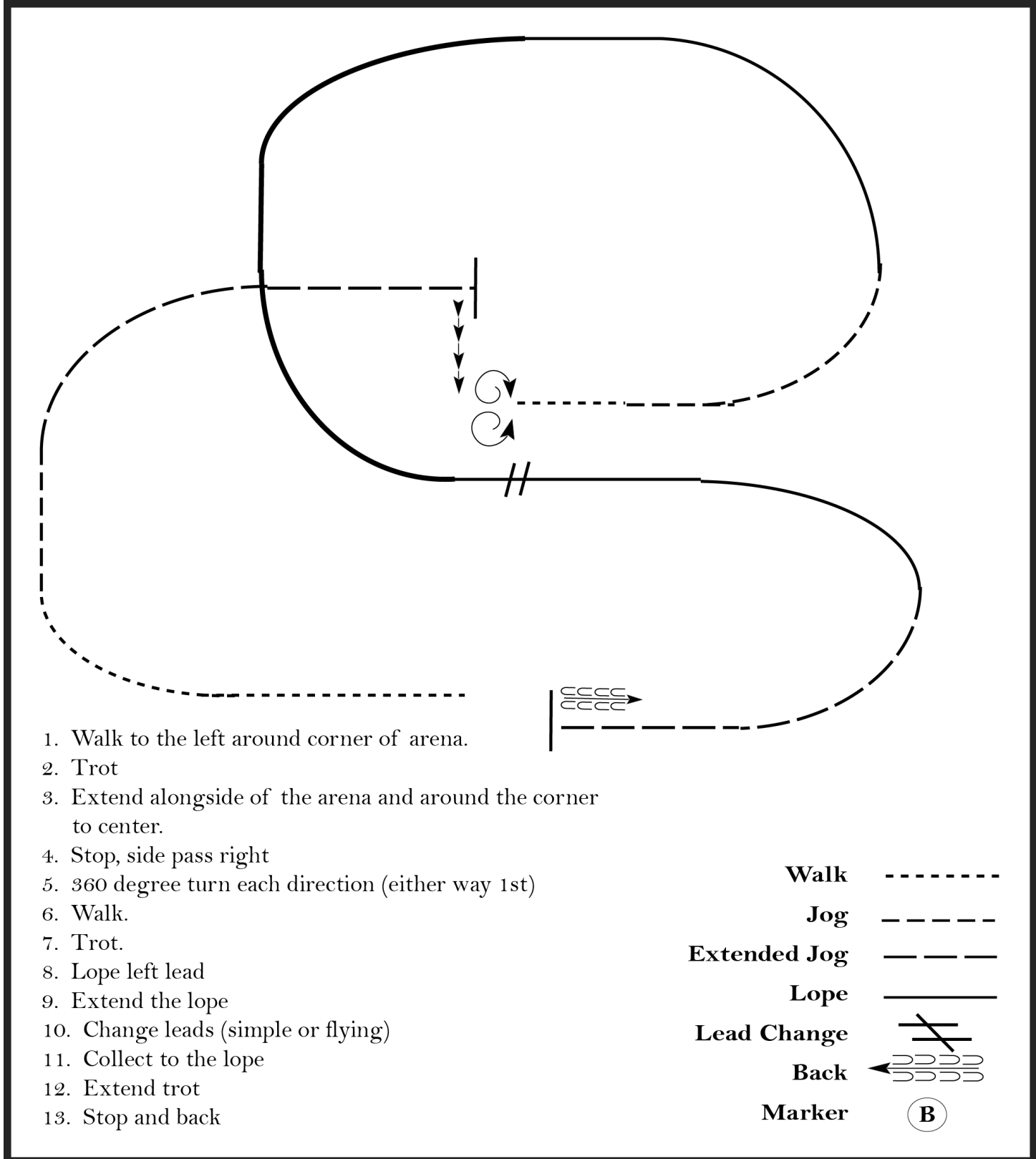
AQHA/DQHA direkt Show Webenheim

Ranch Riding Erwachsene/Jugendliche (O430/OJ430)

Show Date: 07-14-2018

www.HorseShowPatterns.com

www.HorseShowPatterns.com



1. Walk to the left around corner of arena.
2. Trot
3. Extend alongside of the arena and around the corner to center.
4. Stop, side pass right
5. 360 degree turn each direction (either way 1st)
6. Walk.
7. Trot.
8. Lope left lead
9. Extend the lope
10. Change leads (simple or flying)
11. Collect to the lope
12. Extend trot
13. Stop and back

Walk	-----
Jog	- - - - -
Extended Jog	— — — — —
Lope	
Lead Change	//
Back	← C C C C C
Marker	ⓑ

[RR/3]

Pattern Provided by:

DQHA Rheinland-Pfalz/Saarland