



NSBA
2026 EUROPEAN
CHAMPIONSHIP SHOW



PATTERN BOOK
25 APRIL - 03 MAY 2026

PATTERNS SHOW 1-2

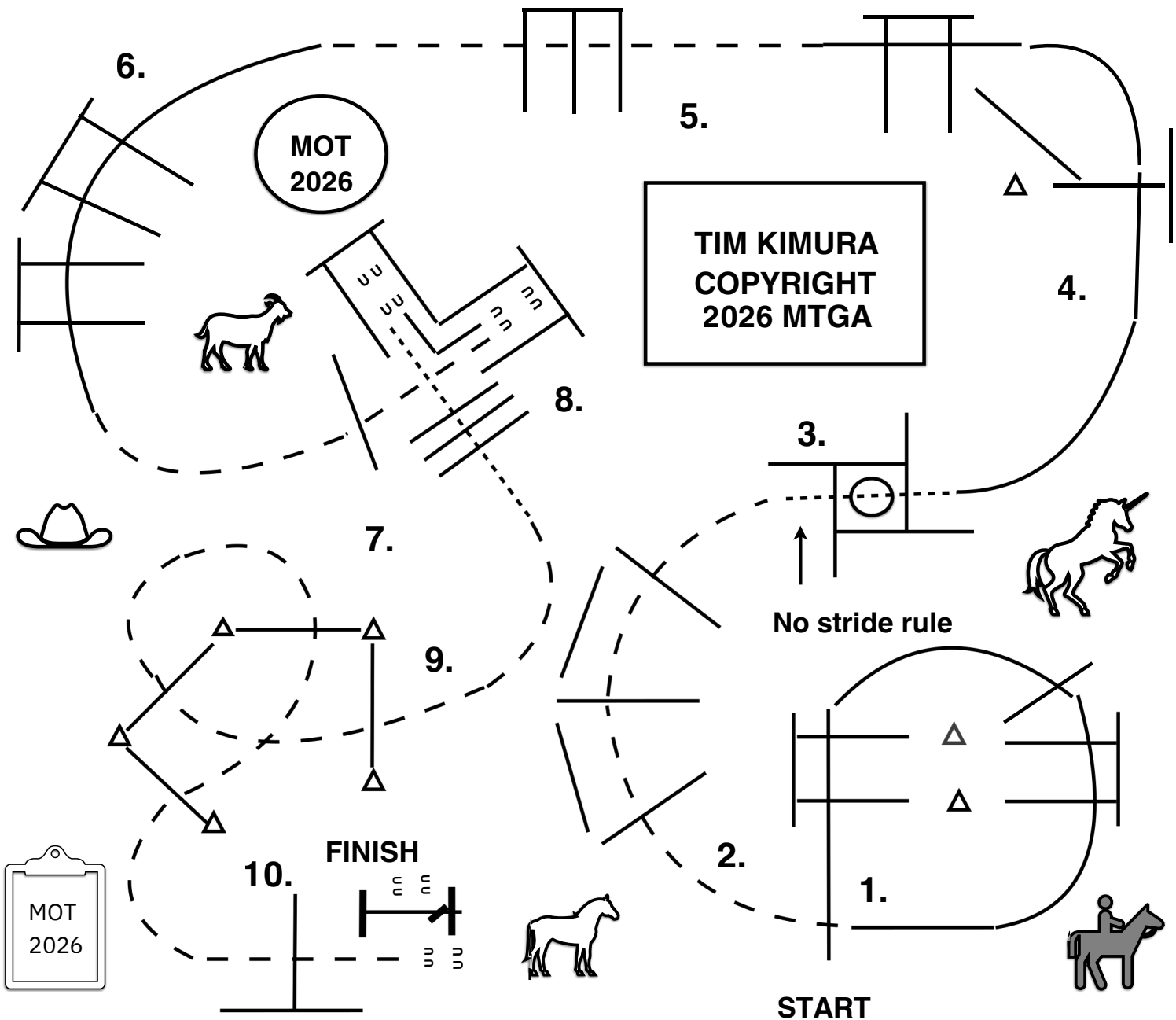
	Page
Trail	3-7
Ranch Trail	8-10
Hunt Seat Equitation	11-12
Showmanship at Halter	13-15
Ranch Horsemanship	16
Western Horsemanship	17-19
Rulebook Patterns: Western Riding and Ranch Riding	20



NQHA Euro Summit

Monday 4/27

ALL JUNIOR/YOUTH TRAIL CLASSES



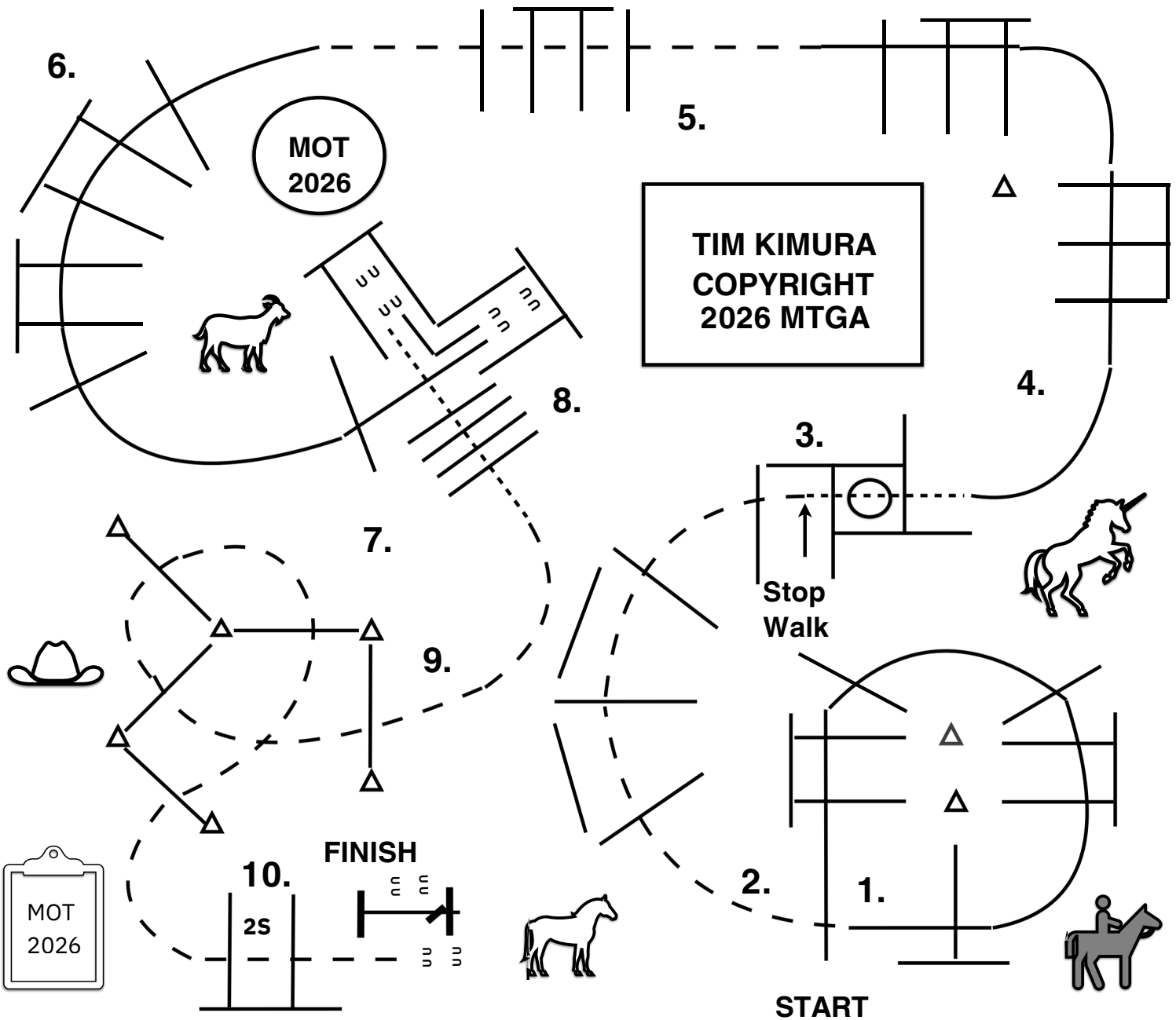
- 1.Lope over poles (Right Lead).
- 2.Break to the jog, jog over poles.
- 3.Stop or break to the walk, Walk into the box. Execute a 360 turn either way, walk out box.
- 4.Lope over poles (Left Lead).
- 5.Break to the jog, jog over poles.

- 6.Lope over poles (Left Lead).
- 7.Break to the jog, jog over pole, stop and back "L" between poles.
- 8.Walk out chute, walk over poles.
- 9.Jog through serpentine, jog over poles.
- 10.Jog over pole, jog to gate, stop and work gate Left Hand.

NQHA Euro Summit

Tuesday 4/28

ALL SENIOR TRAIL CLASSES



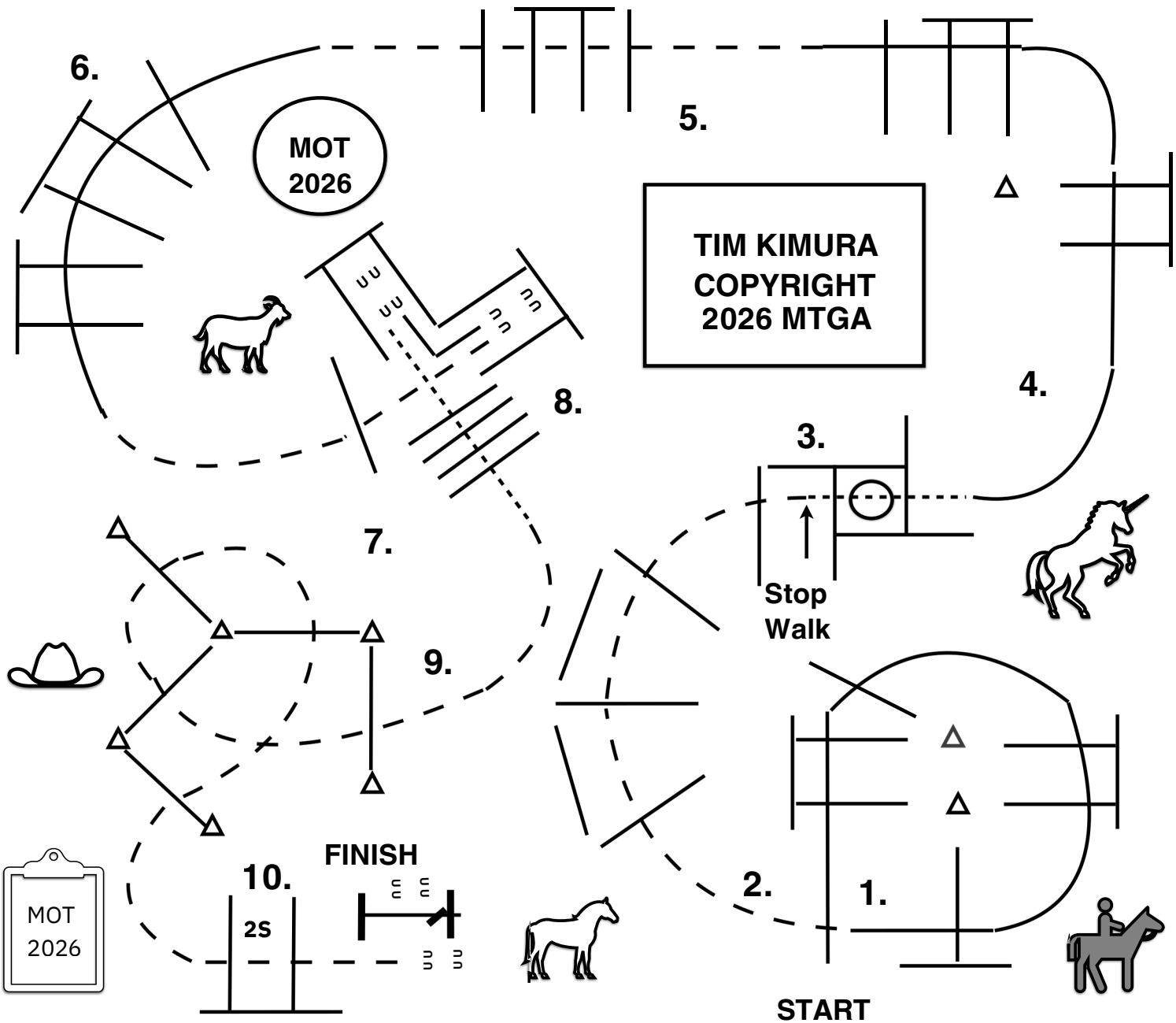
- 1.Lope over poles (Right Lead).
- 2.Break to the jog, jog over poles.
- 3.Jog over pole, stop in gap!
Walk into the box. Execute a 360
turn either way, walk out box.
- 4.Lope over poles (Left Lead).
- 5.Break to the jog, jog over poles.

- 6.Lope over poles (Left Lead).
- 7.Lope into chute (Left Lead) lope over
pole, stop and back "L" between poles.
- 8.Walk out chute, walk over poles.
- 9.Jog through serpentine, jog over poles.
- 10.Jog over poles, jog to gate, stop
and work gate Left Hand.

NQHA Euro Summit

Tuesday 4/28

ALL AMATEUR TRAIL CLASSES



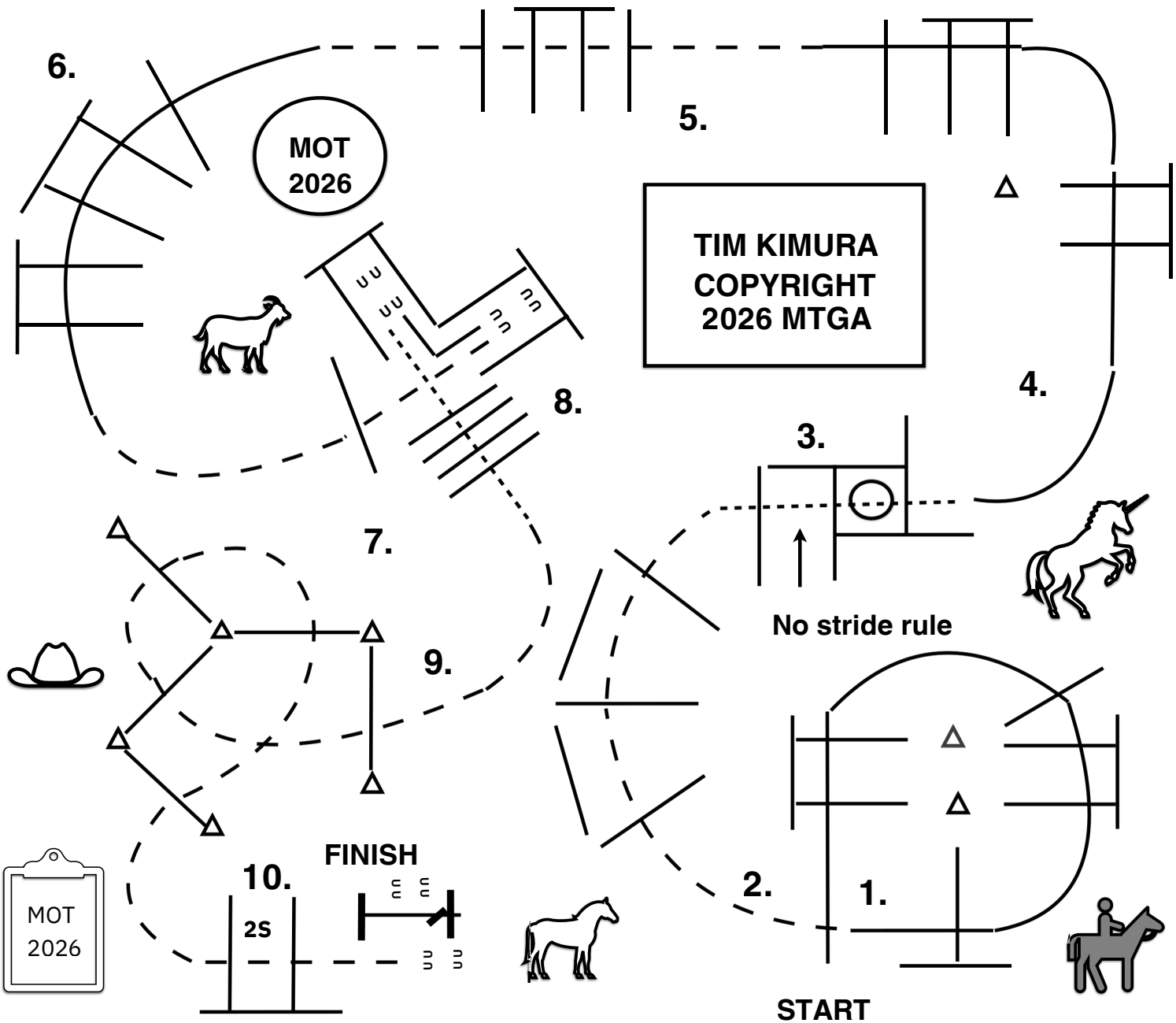
- 1.Lope over poles (Right Lead).
- 2.Break to the jog, jog over poles.
- 3.Jog over pole, stop in gap!
Walk into the box. Execute a 360 turn either way, walk out box.
- 4.Lope over poles (Left Lead).
- 5.Break to the jog, jog over poles.

- 6.Lope over poles (Left Lead).
- 7.Break to the jog, jog over pole
stop and back "L" between poles.
- 8.Walk out chute, walk over poles.
- 9.Jog through serpentine, jog over poles.
- 10.Jog over poles, jog to gate, stop
and work gate Left Hand.

NQHA Euro Summit

Tuesday 4/28

ALL SELECT TRAIL CLASSES



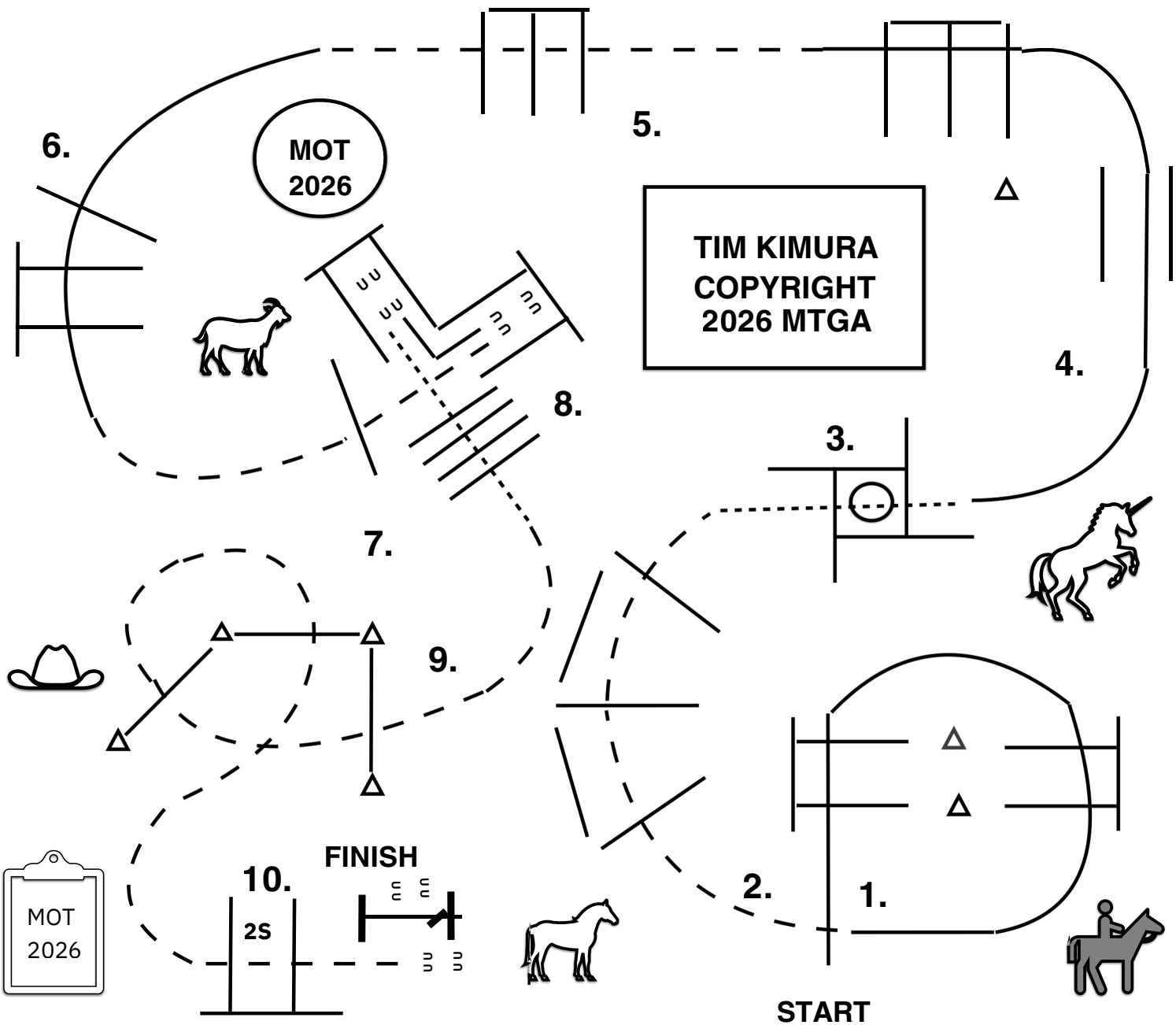
- 1.Lope over poles (Right Lead).
- 2.Break to the jog, jog over poles.
- 3.Stop or break to the walk, Walk into the box. Execute a 360 turn either way, walk out box.
- 4.Lope over poles (Left Lead).
- 5.Break to the jog, jog over poles.

- 6.Lope over poles (Left Lead).
- 7.Break to the jog, jog over pole, stop and back "L" between poles.
- 8.Walk out chute, walk over poles.
- 9.Jog through serpentine, jog over poles.
- 10.Jog over poles, jog to gate, stop and work gate Left Hand.

NQHA Euro Summit

Wednesday 4/29

L1/GREEN TRAIL - L1/NOV AMATEUR L1/NOV YOUTH



- 1.Lope over poles (Right Lead).
- 2.Break to the jog, jog over poles.
- 3.Stop or break to the walk, Walk into the box. Execute a 360 turn either way, walk out box.
- 4.Lope over poles (Left Lead).
- 5.Break to the jog, jog over poles.

- 6.Lope over poles (Left Lead).
- 7.Break to the jog, jog over pole, stop and back "L" between poles.
- 8.Walk out chute, walk over poles.
- 9.Jog through serpentine, jog over poles.
- 10.Jog over poles, jog to gate, stop and work gate Left Hand.

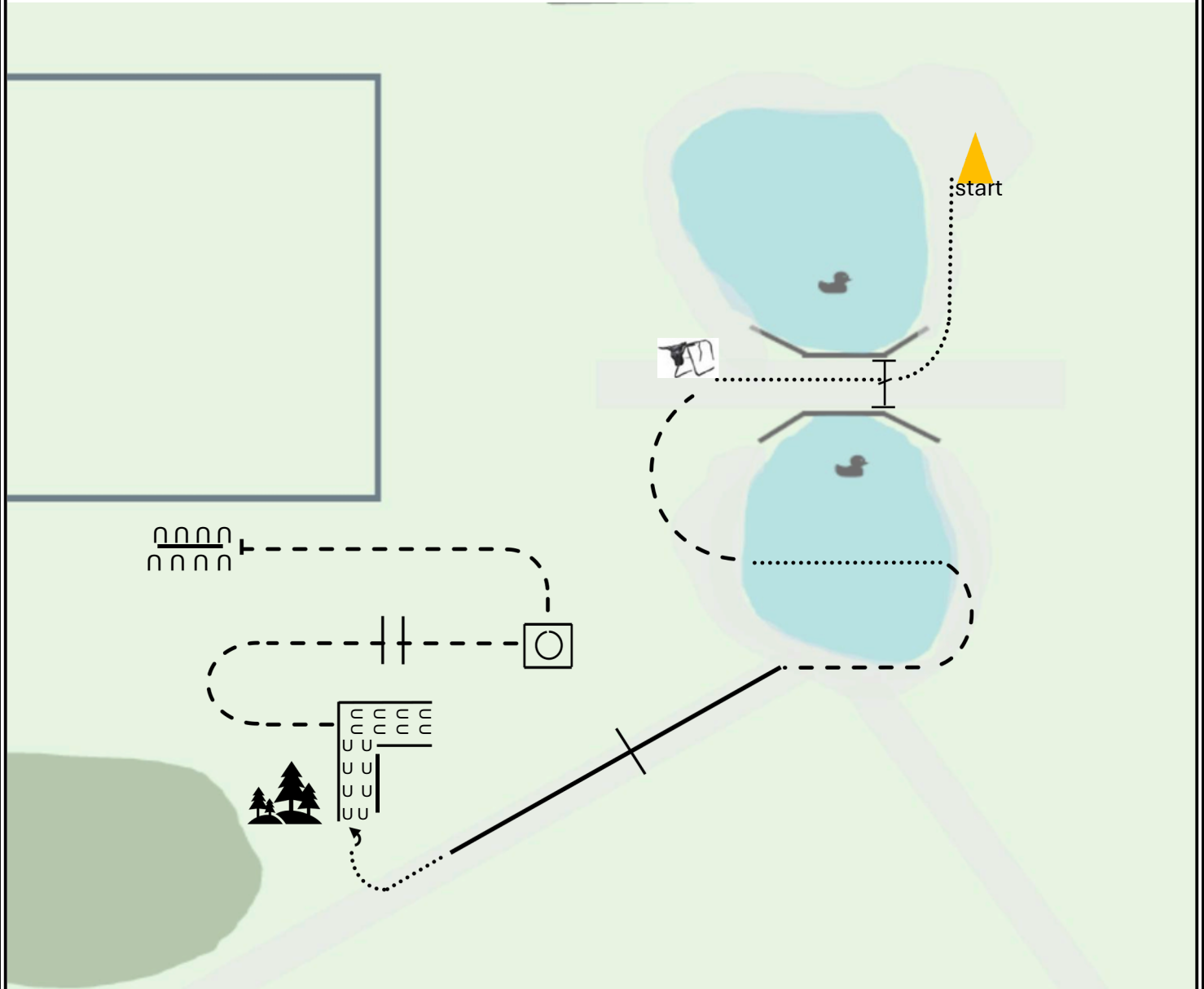


Euro Summit Netherlands & NSBA European Championship 2026



Ranch Trail 1-2

L1/Green Open, L1/Novice Amateur, L1/Novice Youth



1. Walk from start to gate
2. Walk to gate, work gate right hand
3. Walk over bridge
4. Rope dummy one time
5. Trot, break to walk, walk through water
6. Trot, lope left lead over pole, break to walk
7. Back up
8. Trot over poles, into box
9. Turn to the right
10. Trot, Stop, side-pass to the left, trot to exit

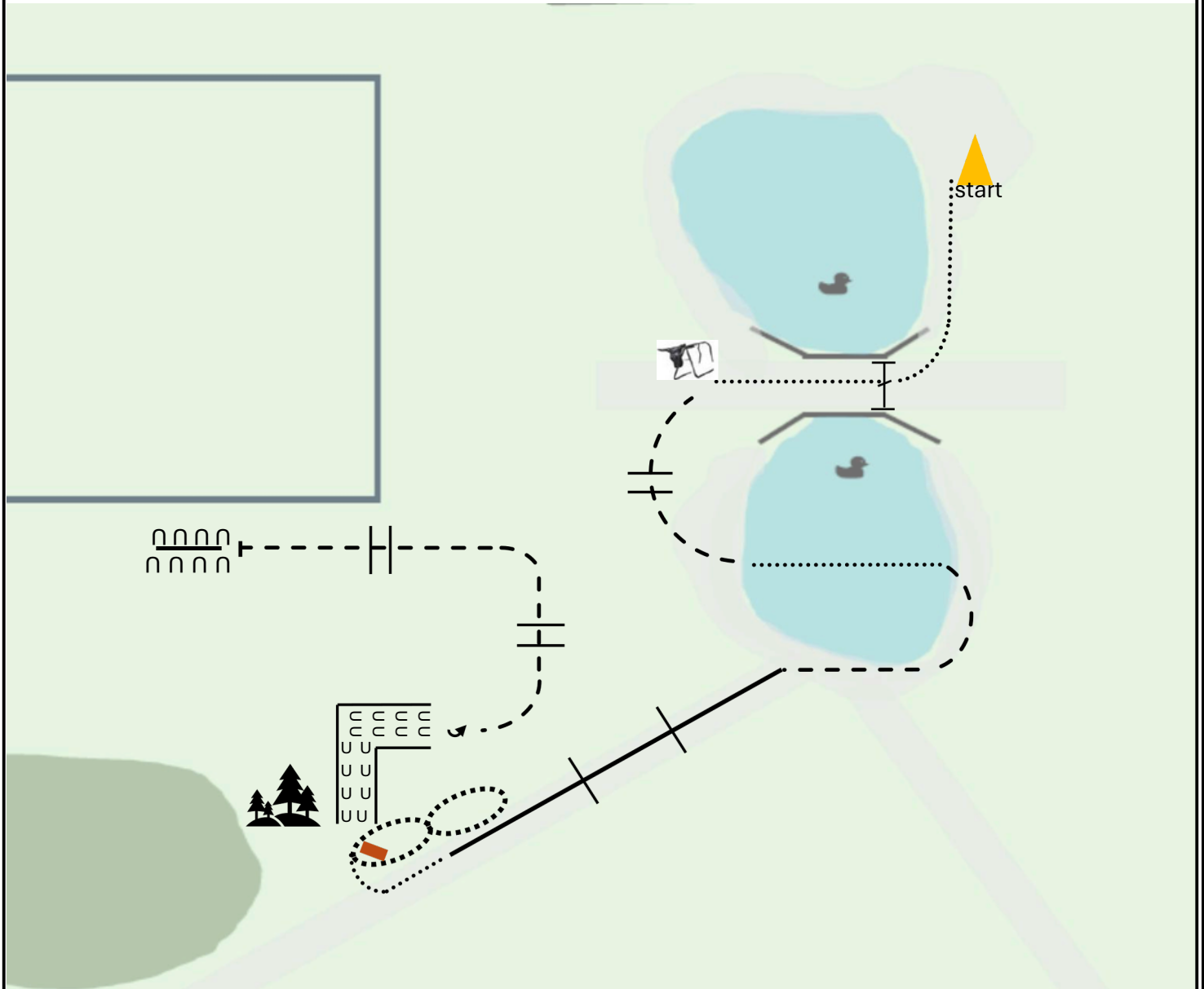
Walk
Trot	-----
Lope	—————
Back Up	⊞ ⊞ ⊞ ⊞



Euro Summit Netherlands & NSBA European Championship 2026



Ranch Trail 1-2
Open, Amateur, Select



1. Walk from start to gate
2. Walk to gate, work gate right hand
3. Walk over bridge
4. Rope dummy one time
5. Trot, break to walk, walk through water
6. Trot, lope left lead over poles, break to walk
7. Drag figure eight
8. back up
9. Trot over poles
10. Stop, side-pass to the left, trot to exit

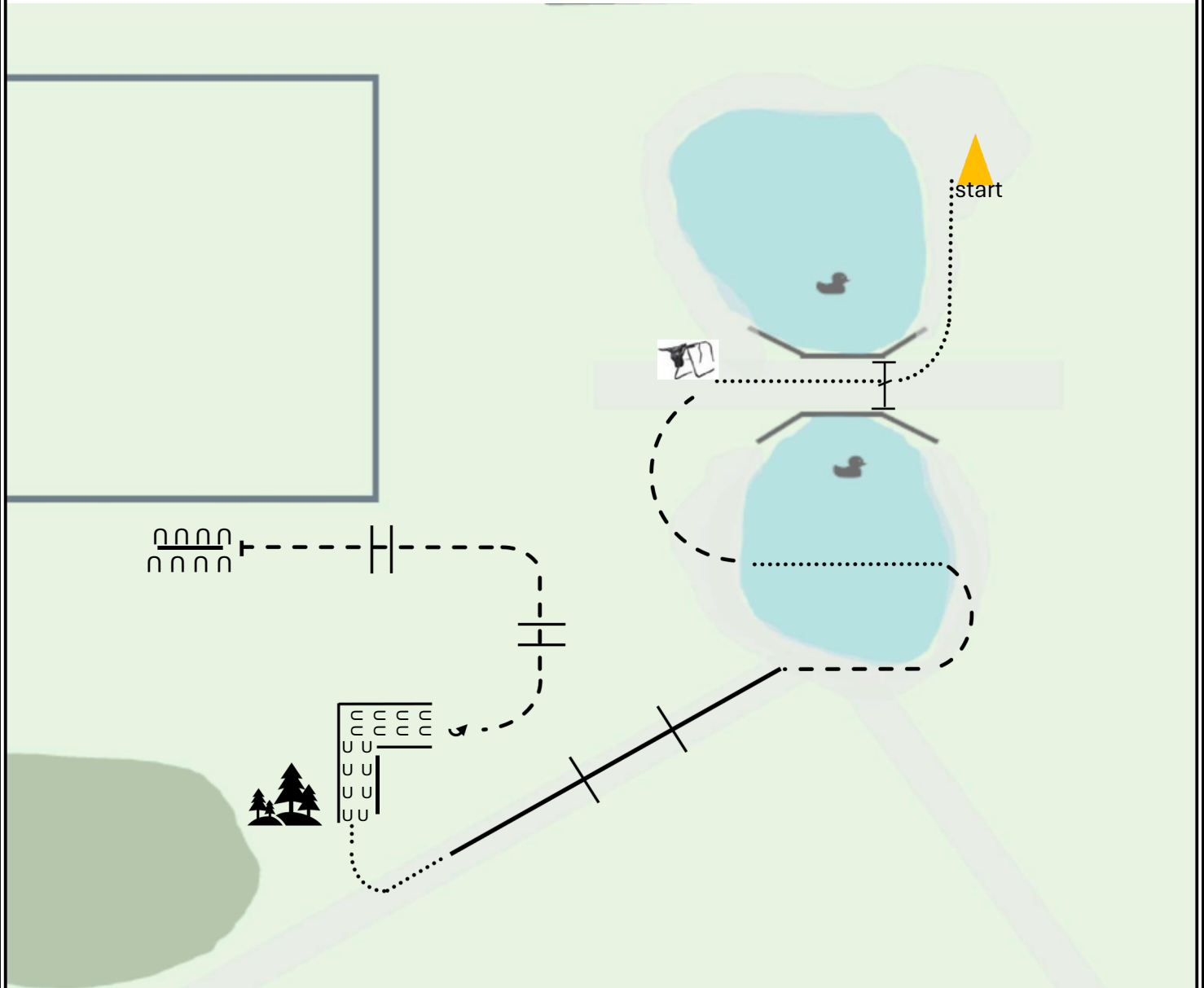
Walk
Trot	-----
Lope	—————
Back Up	⊞ ⊞ ⊞ ⊞



Euro Summit Netherlands & NSBA European Championship 2026

Ranch Trail 1-2

Youth

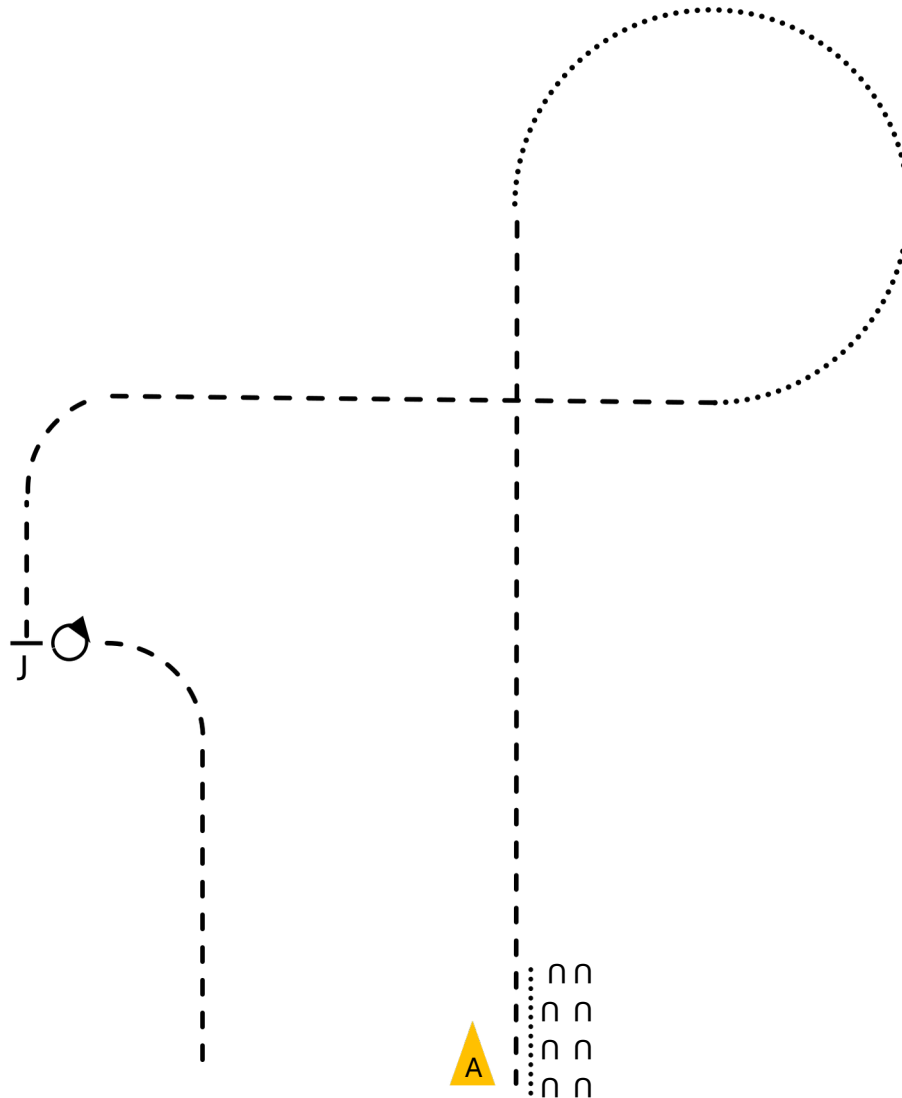


1. Walk from start to gate
2. Walk to gate, work gate right hand
3. Walk over bridge
4. Rope dummy one time
5. Trot, break to walk, walk through water
6. Trot, lope left lead over poles, break to walk
7. Drag figure eight
8. back up
9. Trot over poles
10. Stop, side-pass to the left, trot to exit

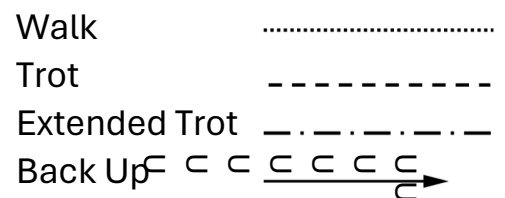
Walk								
Trot	- - - - -								
Lope	—————								
Back Up	<table border="0" style="display: inline-table;"> <tr><td>⊂</td><td>⊂</td><td>⊂</td><td>⊂</td></tr> <tr><td>⊂</td><td>⊂</td><td>⊂</td><td>⊂</td></tr> </table>	⊂	⊂	⊂	⊂	⊂	⊂	⊂	⊂
⊂	⊂	⊂	⊂						
⊂	⊂	⊂	⊂						



Euro Summit Netherlands 2026
 Showmanship At Halter Show 1-2
 L1/Novice Amateur – L1/Novice Youth



1. Walk from A , one horse length
2. Back up
3. Trot, walk circle
4. Trot, trot around corner, stop
5. Stop, Set-up
6. Inspection
7. When dismissed, perform a 270 ° turn
8. Trot to exit

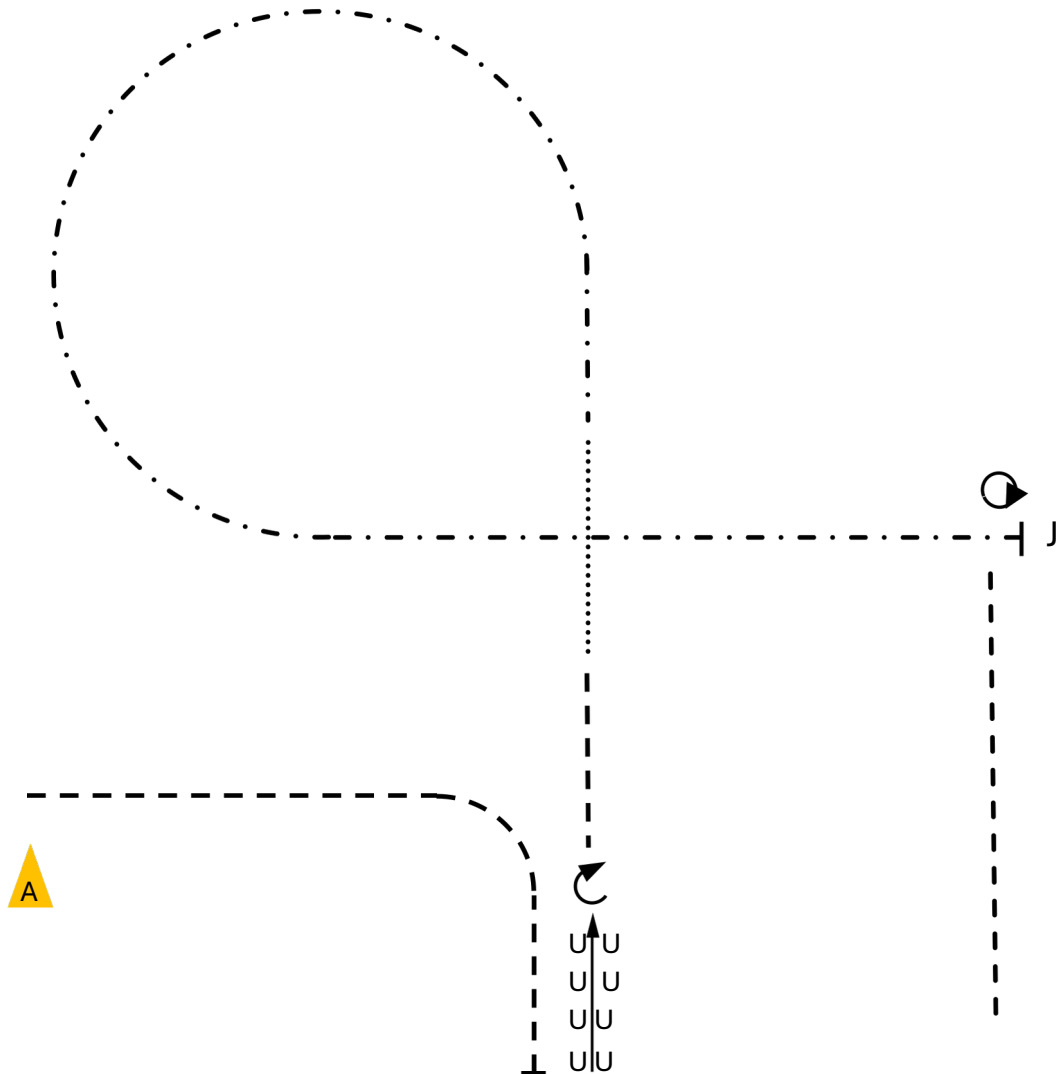




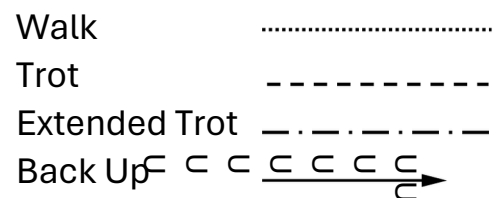
Euro Summit Netherlands 2026

Showmanship At Halter Show 1-2

Amateur – Youth - Select



1. Jog from A , Jog corner, stop
2. Back up two horse lengths
3. Perform a 180 ° turn
4. Trot, break to walk, walk 2 horse lengths
5. Extended trot, ¾ circle to the left
6. Stop, Set-up
7. Inspection
8. When dismissed, perform a 450 ° turn
9. Trot to exit






Euro Summit Netherlands 2026

Showmanship At Halter Show 1-2

Level 1 Horse Non-Pro



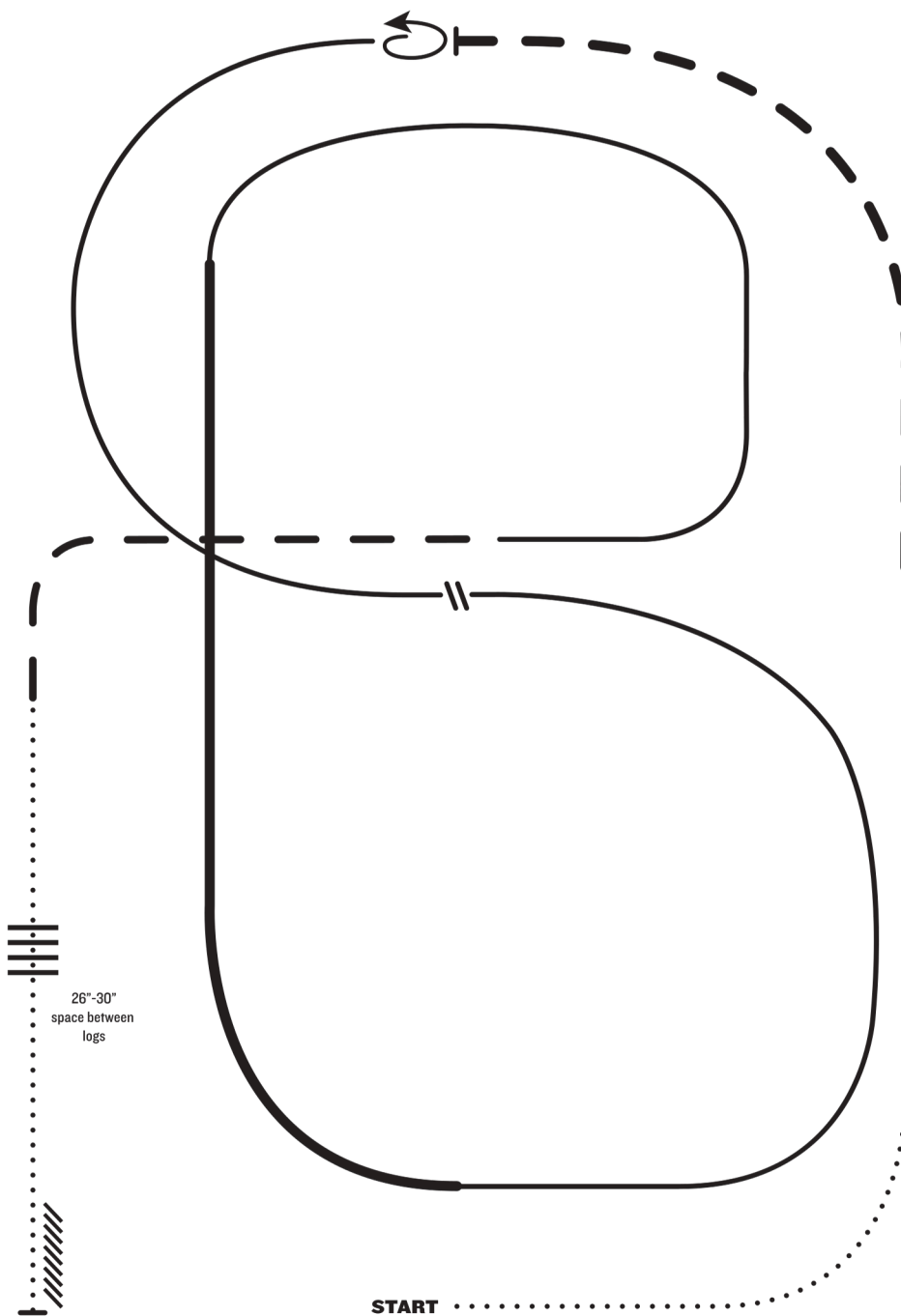
1. Trot from A until even with the judge
2. Stop, perform a 270° turn
3. Trot to judge and stop
4. Set up
5. Inspection
6. When dismissed, perform a 270° turn
7. Walk, stop
8. Back-up
9. Trot to exit

Walk
Trot	-----
Extended Trot	-. - . - . - . -
Back Up	← C C C C C C →



Ranch Horsemanship

LEGEND	
.....	Walk
...	Extended Walk
- - -	Trot
- - - -	Extended Trot
— — —	Lope
— — — —	Extended Lope
////	Back
//	Lead Change



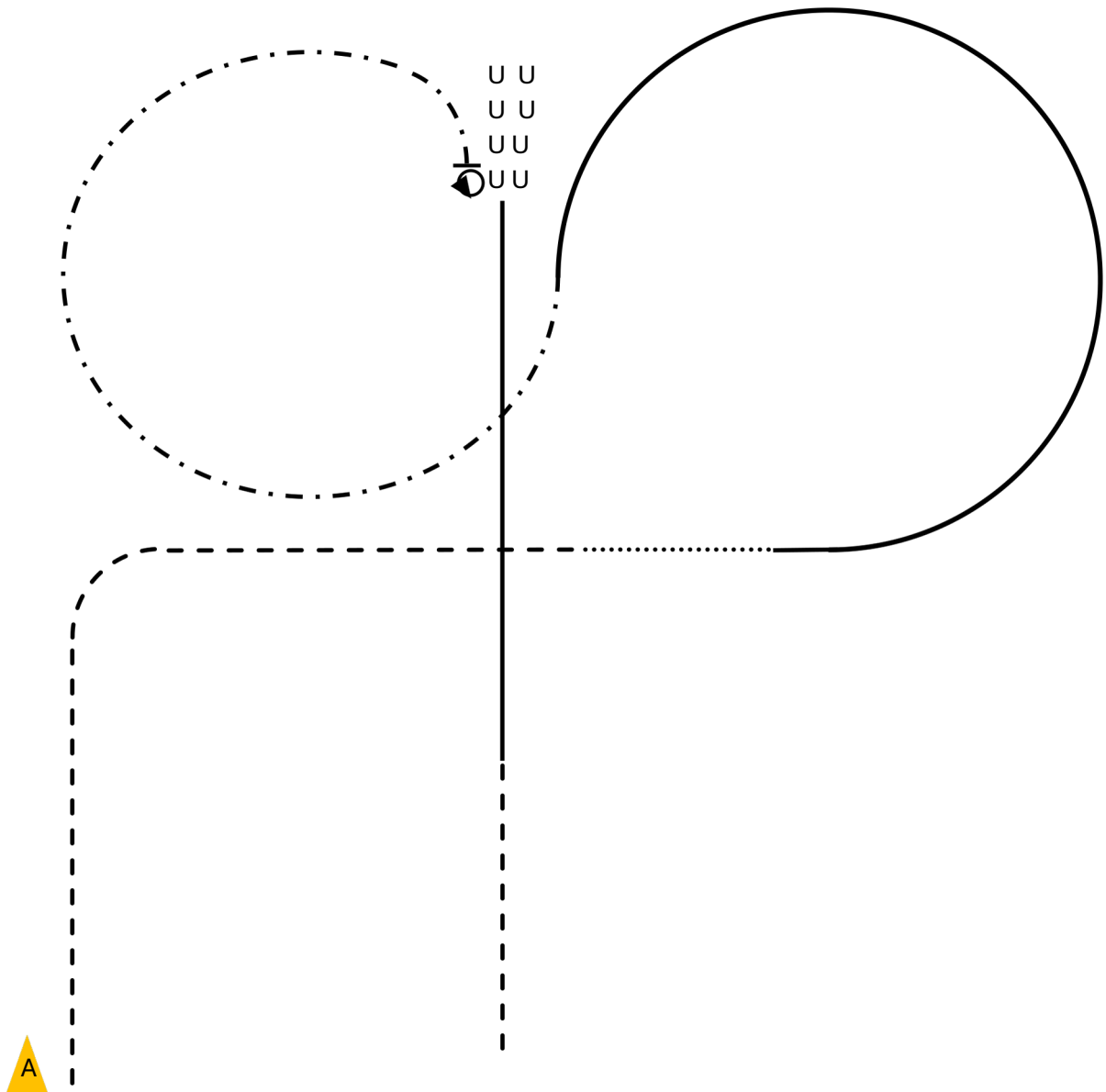
1. Walk
2. Trot
3. Extend the trot, at the top of the arena, stop
4. 360° turn left
5. Left lead 1/2 circle, lope to the center
6. Change leads (simple or flying)
7. Right lead 1/2 circle
8. Extended lope up the long side of the arena (right lead)
9. Collect back to a lope around the top of the arena and back to center
10. Break down to an extended trot
11. Walk over logs
12. Stop and back

Note: The drawn description of this pattern is only intended for the general depiction of the pattern. Exhibitors should utilize the arena space to best exhibit their horses.

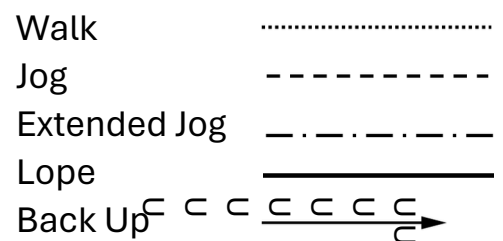




Euro Summit Netherlands 2026
 Western Horsemanship
 1-2 L1/Novice Amateur – L1/Novice Youth



1. Jog from A around the corner
2. Break to walk, lope left lead
3. Break extended jog, stop
4. Perform 360 ° turn to the right
5. Back
6. Lope in right lead
7. Break to jog, jog to exit

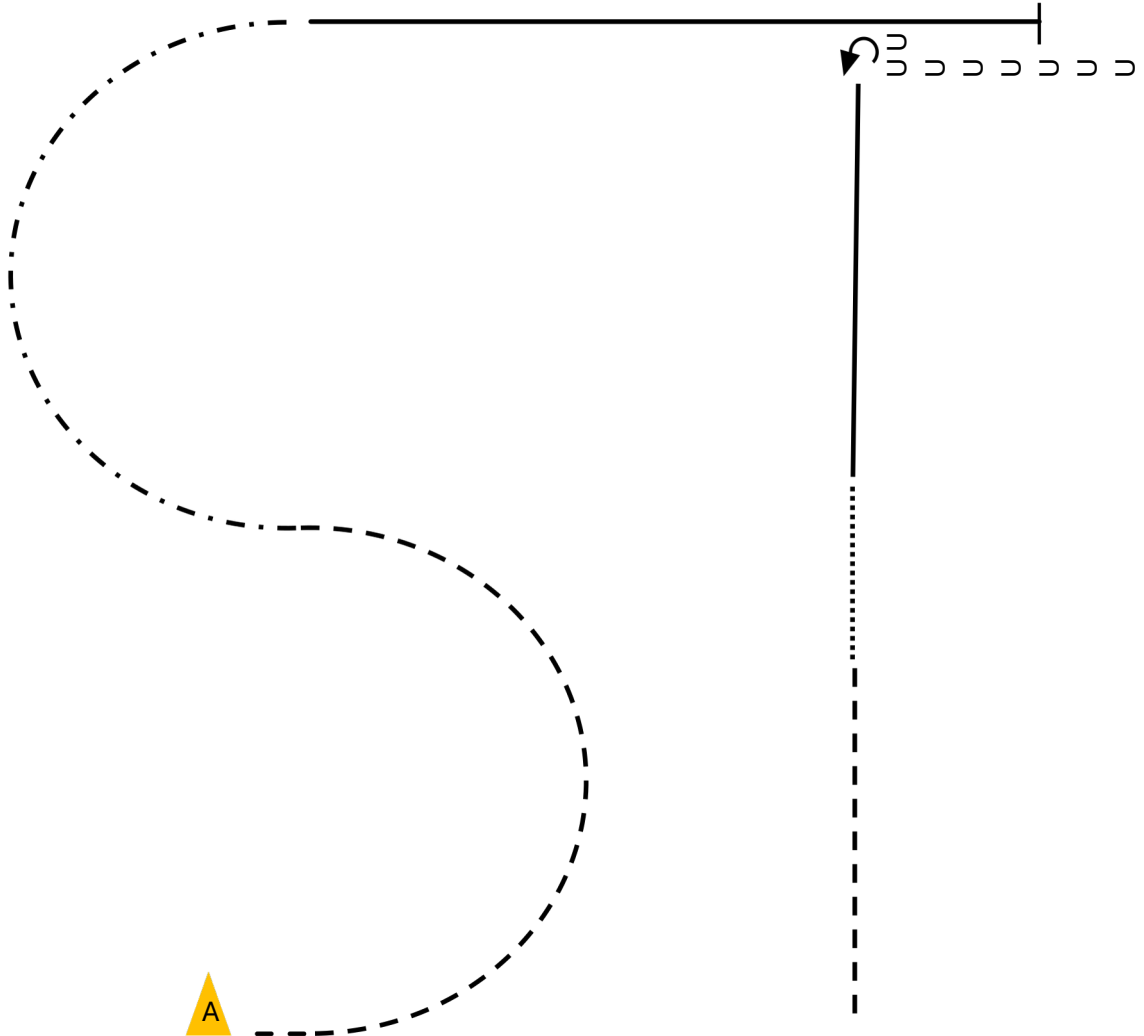




Euro Summit Netherlands 2026

Western Horsemanship 1-2

Level 1 Horse Non-Pro



1. Jog from A , half circle to the left
2. Extended jog , half circle to the right
3. Lope right lead, stop
4. Back Up
5. Perform a 270° turn to the left
6. Lope left lead
7. Break to walk
8. Jog and exit pattern

Walk
Jog - - - - -
Extended Jog - . - . - . -
Lope _____
Back Up c c c c c c c



RULEBOOK PATTERNS

Western Riding

Show 1-2

AQHA & NSBA & APHA L1/Green	L1 Pattern 9
-----------------------------	--------------

AQHA & NSBA & APHA L1/Novice Amateur & L1/Novice Youth	L1 Pattern 4
--	--------------

AQHA & NSBA & APHA Open	Pattern 9
-------------------------	-----------

AQHA & NSBA & APHA Amateur & Select & Youth	Pattern 4
---	-----------

Show 3-4

AQHA & NSBA & APHA L1/Green	L1 Pattern 7
-----------------------------	--------------

AQHA & NSBA & APHA L1/Novice Amateur & L1/Novice Youth	L1 Pattern 2
--	--------------

AQHA & NSBA & APHA Open	Pattern 2
-------------------------	-----------

AQHA & NSBA & APHA Amateur & Select & Youth	Pattern 7
---	-----------

Ranch Riding

Show 1-2

AQHA & NSBA & APHA L1/Green	Pattern 8
-----------------------------	-----------

AQHA & NSBA & APHA L1/Novice Amateur & L1/Novice Youth	Pattern 10
--	------------

AQHA & NSBA & APHA Open	Pattern 15
-------------------------	------------

AQHA & NSBA & APHA Amateur & Select & Youth	Pattern 4
---	-----------

Show 3-4

AQHA & NSBA & APHA L1/Green	Pattern 12
-----------------------------	------------

AQHA & NSBA & APHA L1/Novice Amateur & L1/Novice Youth	Pattern 6
--	-----------

AQHA & NSBA & APHA Open	Pattern 7
-------------------------	-----------

AQHA & NSBA & APHA Amateur & Select & Youth	Pattern 5
---	-----------

PATTERNS SHOW 3-4

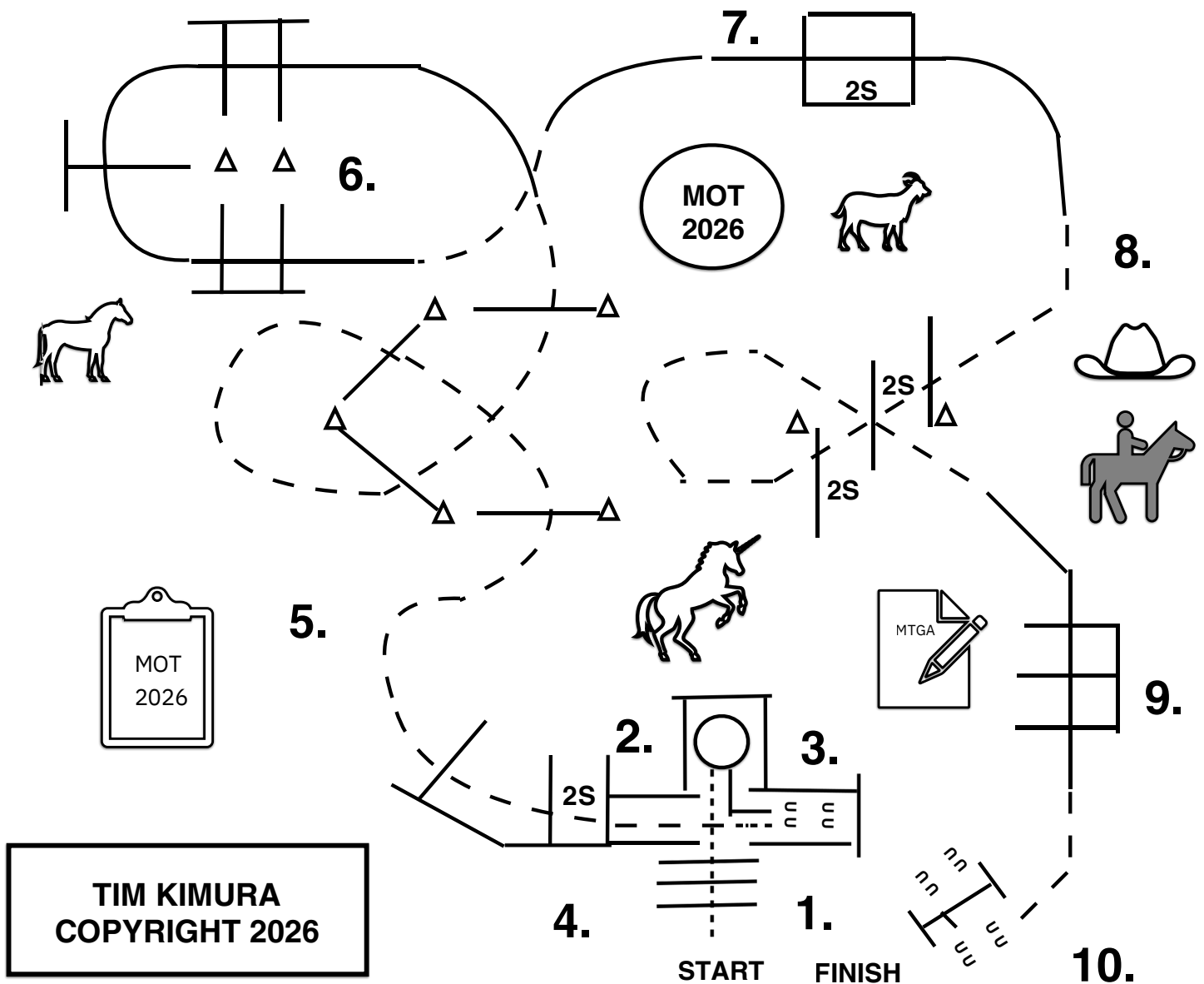
	Page
Trail	22-27
Ranch Trail	28-30
Hunt Seat Versatility	21
Hunt Seat Equitation	32-33
Showmanship at Halter	34-36
Western Horsemanship	37-39
Rulebook Patterns: Western Riding and Ranch Riding	20



NQHA Euro Summit

Thursday 4/30

ALL JUNIOR AND YOUTH TRAIL CLASSES



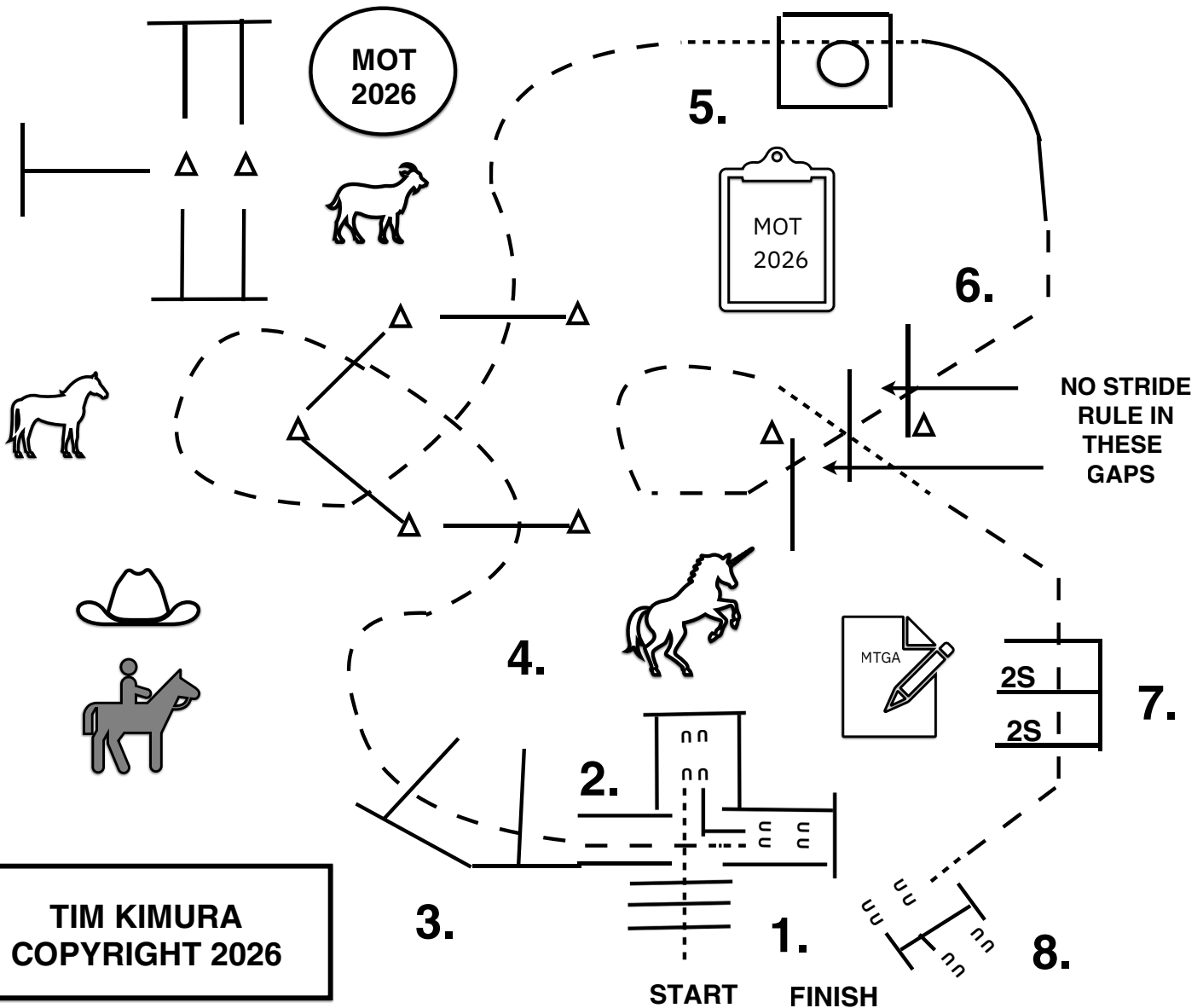
TIM KIMURA
COPYRIGHT 2026

1. WALK OVER POLES, WALK INTO BOX.
2. EXECUTE A 360 TURN EITHER WAY.
3. BACK OUT BOX, BACK AROUND CORNER.
4. YOU MAY WALK FORWARD, AND JOG OUT AND JOG OVER POLES.
5. JOG THROUGH SERPENTINE, JOG OVER POLES.
6. LOPE OVER POLES (LEFT LEAD).
7. BREAK TO THE JOG, JOG A BIT, THEN LOPE OVER POLES (RIGHT LEAD).
8. BREAK TO THE JOG, JOG OVER POLES.
9. LOPE OVER POLES (RIGHT LEAD).
10. BREAK TO THE JOG, JOG TO GATE. WORK GATE (RIGHT HAND).

NQHA Euro Summit

Thursday 4/30

ALL IN HAND TRAIL CLASSES

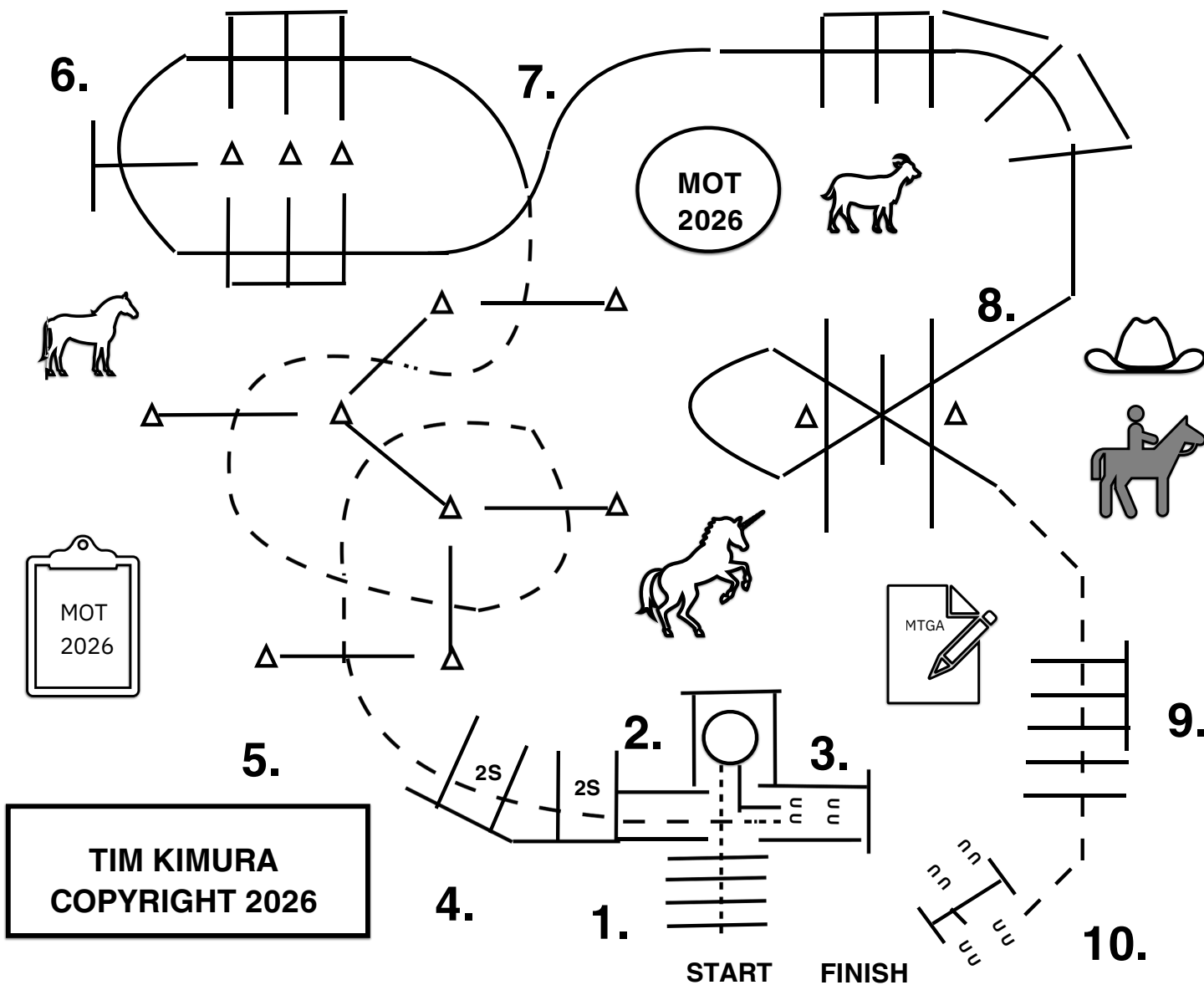


1. WALK OVER POLES, WALK INTO BOX.
2. BACK OUT BOX, BACK AROUND CORNER.
3. YOU MAY WALK FORWARD, AND JOG OUT AND JOG OVER POLES.
4. JOG THROUGH SERPENTINE, JOG OVER POLES.
5. STOP OR BREAK TO THE WALK, WALK INTO BOX, EXECUTE A 360 TURN TO THE RIGHT, WALK OUT BOX.
6. JOG OVER 3 POLES, JOG AROUND THE TURN, STOP OR BREAK TO THE WALK WALK OVER SINGLE POLE.
7. JOG OVER POLES, JOG UP TO END OF THE GATE.
8. STOP OR BREAK TO THE WALK, SHOW THE WALK UP TO THE GATE, WORK GATE LEFT HAND.

NQHA Euro Summit

Friday 5/1

ALL SENIOR TRAIL CLASSES

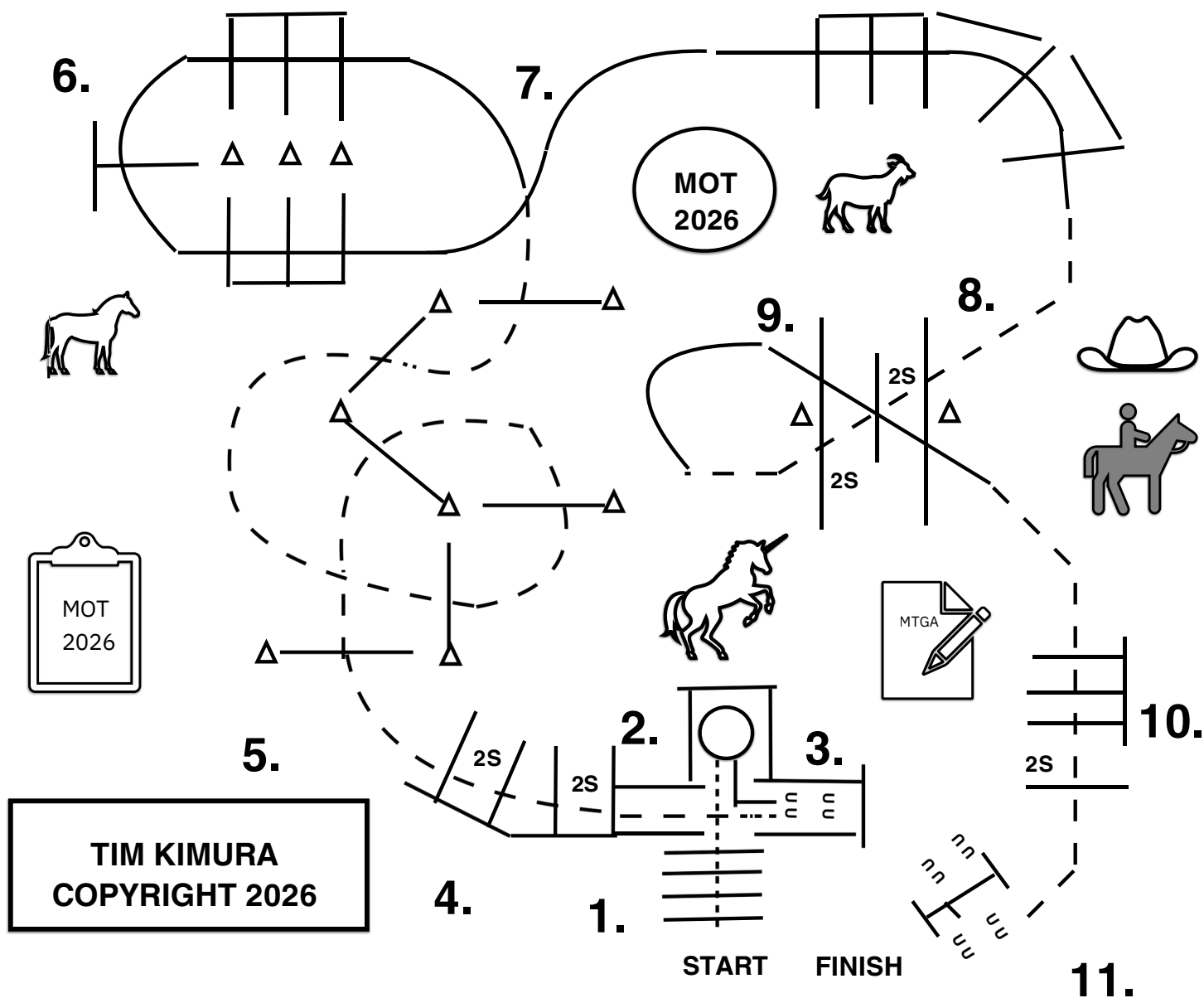


1. WALK OVER POLES, WALK INTO BOX.
2. EXECUTE A 360 TURN EITHER WAY.
3. BACK OUT BOX, BACK AROUND CORNER.
4. YOU MAY WALK FORWARD, AND JOG OUT AND JOG OVER POLES.
5. JOG THROUGH SERPENTINE, JOG OVER POLES.
6. LOPE OVER POLES (LEFT LEAD).
7. CHANGE LEADS SIMPLE OR FLYING, THEN LOPE OVER POLES (RIGHT LEAD).
8. LOPE OVER POLES (RIGHT LEAD).
9. BREAK TO THE JOG, JOG OVER POLES, JOG TO GATE.
10. WORK GATE (RIGHT HAND).

NQHA Euro Summit

Friday 5/1

ALL AMATEUR TRAIL CLASSES

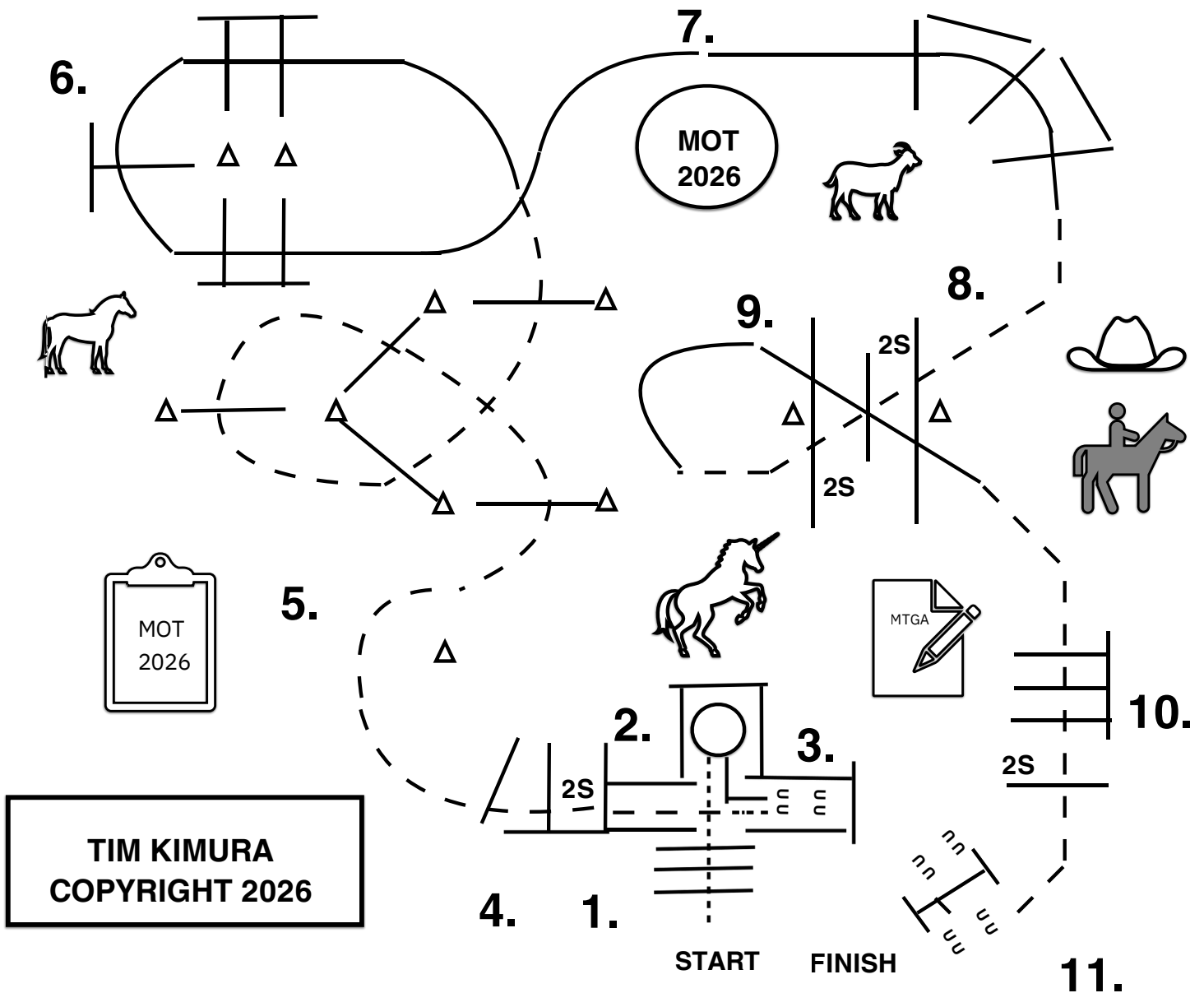


1. WALK OVER POLES, WALK INTO BOX.
2. EXECUTE A 360 TURN EITHER WAY.
3. BACK OUT BOX, BACK AROUND CORNER.
4. YOU MAY WALK FORWARD, AND JOG OUT AND JOG OVER POLES.
5. JOG THROUGH SERPENTINE, JOG OVER POLES.
6. LOPE OVER POLES (LEFT LEAD).
7. CHANGE LEADS SIMPLE OR FLYING, THEN LOPE OVER POLES (RIGHT LEAD).
8. BREAK TO THE JOG, JOG OVER POLES.
9. LOPE OVER POLES (RIGHT LEAD).
10. BREAK TO THE JOG, JOG OVER POLES, JOG TO GATE.
11. WORK GATE (RIGHT HAND).

NQHA Euro Summit

Friday 5/1

ALL SELECT TRAIL CLASSES



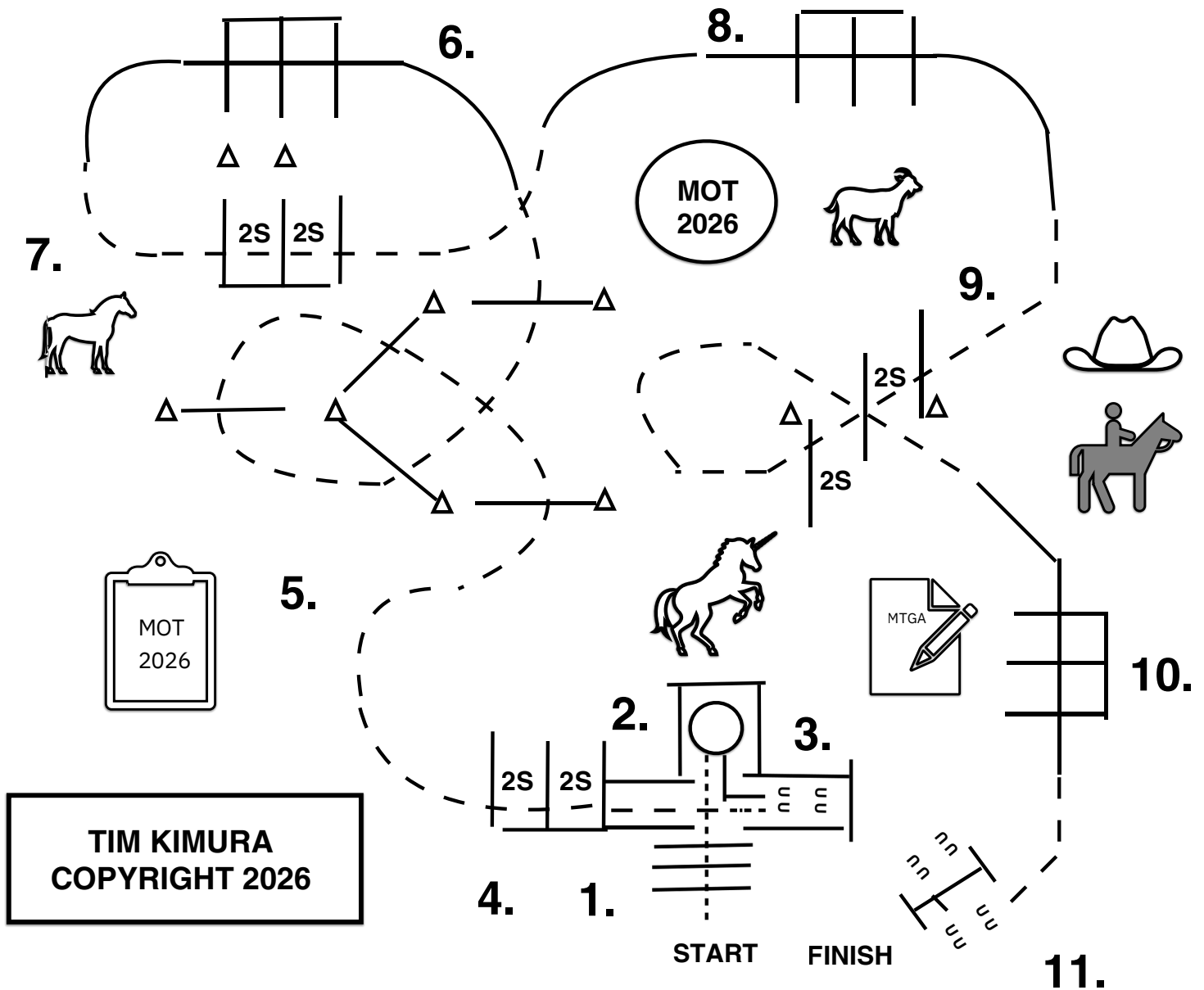
TIM KIMURA
COPYRIGHT 2026

1. WALK OVER POLES, WALK INTO BOX.
2. EXECUTE A 360 TURN EITHER WAY.
3. BACK OUT BOX, BACK AROUND CORNER.
4. YOU MAY WALK FORWARD, AND JOG OUT AND JOG OVER POLES.
5. JOG THROUGH SERPENTINE, JOG OVER POLES.
6. LOPE OVER POLES (LEFT LEAD).
7. CHANGE LEADS SIMPLE OR FLYING, THEN LOPE OVER POLES (RIGHT LEAD).
8. BREAK TO THE JOG, JOG OVER POLES.
9. LOPE OVER POLES (RIGHT LEAD).
10. BREAK TO THE JOG, JOG OVER POLES, JOG TO GATE.
11. WORK GATE (RIGHT HAND).

NQHA Euro Summit

Saturday 5/2

ALL L1 AND NOVICE TRAIL CLASSES



TIM KIMURA
COPYRIGHT 2026

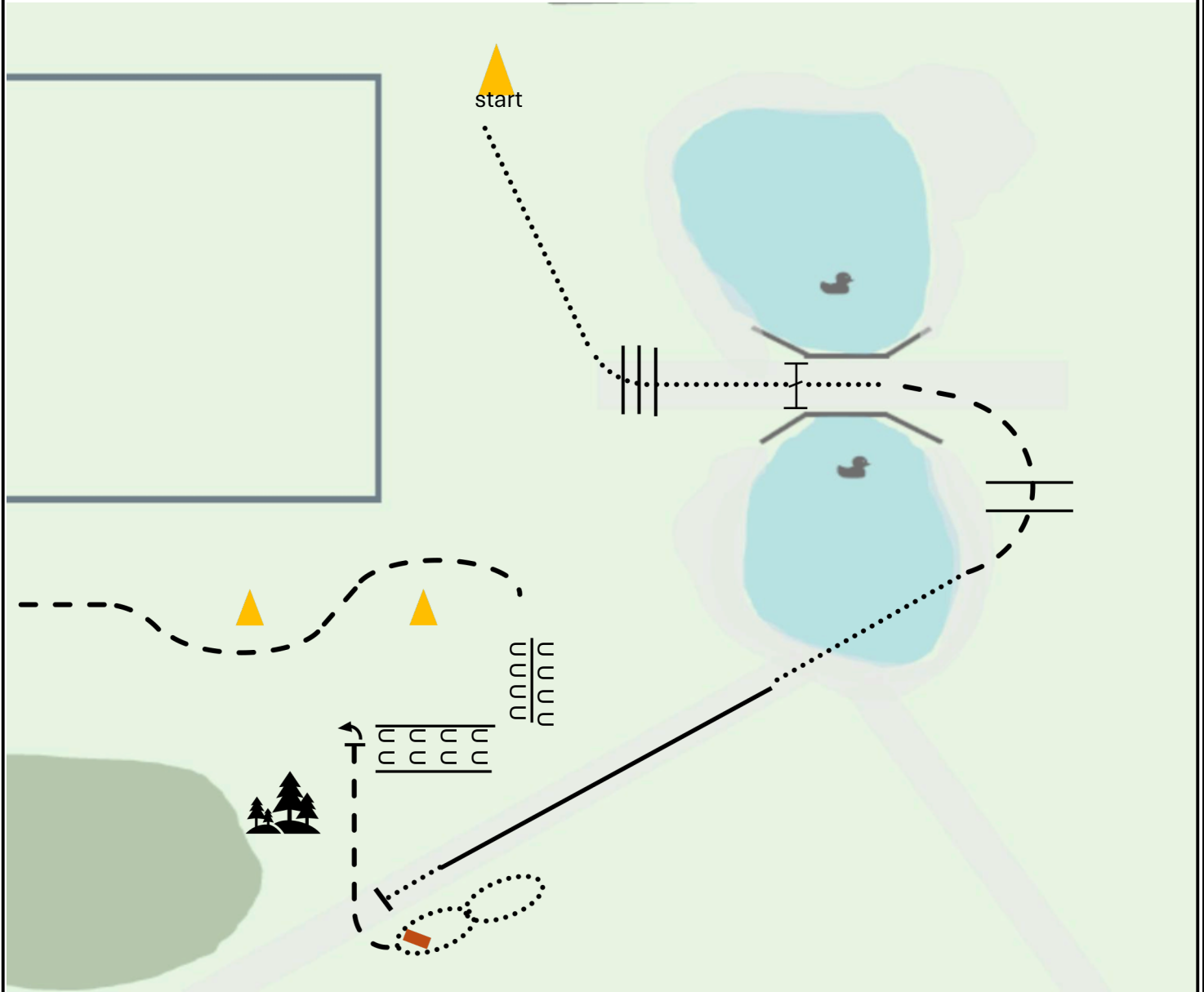
1. WALK OVER POLES, WALK INTO BOX.
2. EXECUTE A 360 TURN EITHER WAY.
3. BACK OUT BOX, BACK AROUND CORNER.
4. YOU MAY WALK FORWARD, AND JOG OUT AND JOG OVER POLES.
5. JOG THROUGH SERPENTINE, JOG OVER POLES.
6. LOPE OVER POLES (LEFT LEAD).
7. BREAK TO THE JOG, JOG OVER POLES.
8. LOPE OVER POLES (RIGHT LEAD).
9. BREAK TO THE JOG, JOG OVER POLES.
10. LOPE OVER POLES (RIGHT LEAD).
11. BREAK TO THE JOG, JOG TO GATE. WORK GATE (RIGHT HAND).



Euro Summit Netherlands & NSBA European Championship 2026



Ranch Trail 3-4
Open, Amateur, Select

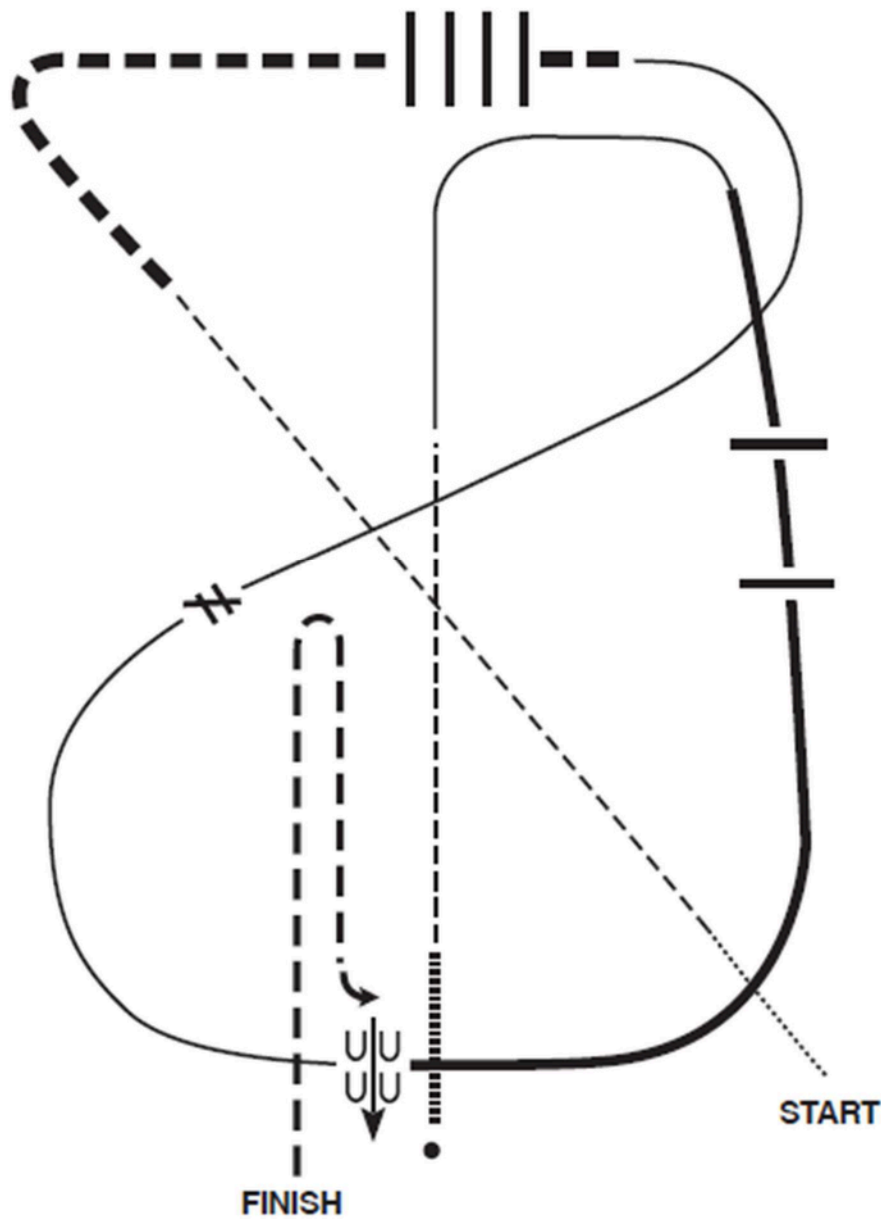


1. Walk from start over poles
2. Walk to gate, work gate right hand
3. Walk over bridge
4. Trot over poles, break to walk
5. Walk through water
6. Lope left lead, break to walk
7. Stop , drag figure eight
8. Trot to back, back up
9. Side-pass to the right
10. Trot sepertine to exit

Walk								
Trot	- - - - -								
Lope	—————								
Back Up	<table border="0" style="display: inline-table;"> <tr><td>⌋</td><td>⌋</td><td>⌋</td><td>⌋</td></tr> <tr><td>⌋</td><td>⌋</td><td>⌋</td><td>⌋</td></tr> </table>	⌋	⌋	⌋	⌋	⌋	⌋	⌋	⌋
⌋	⌋	⌋	⌋						
⌋	⌋	⌋	⌋						



Hunt Seat Versatility



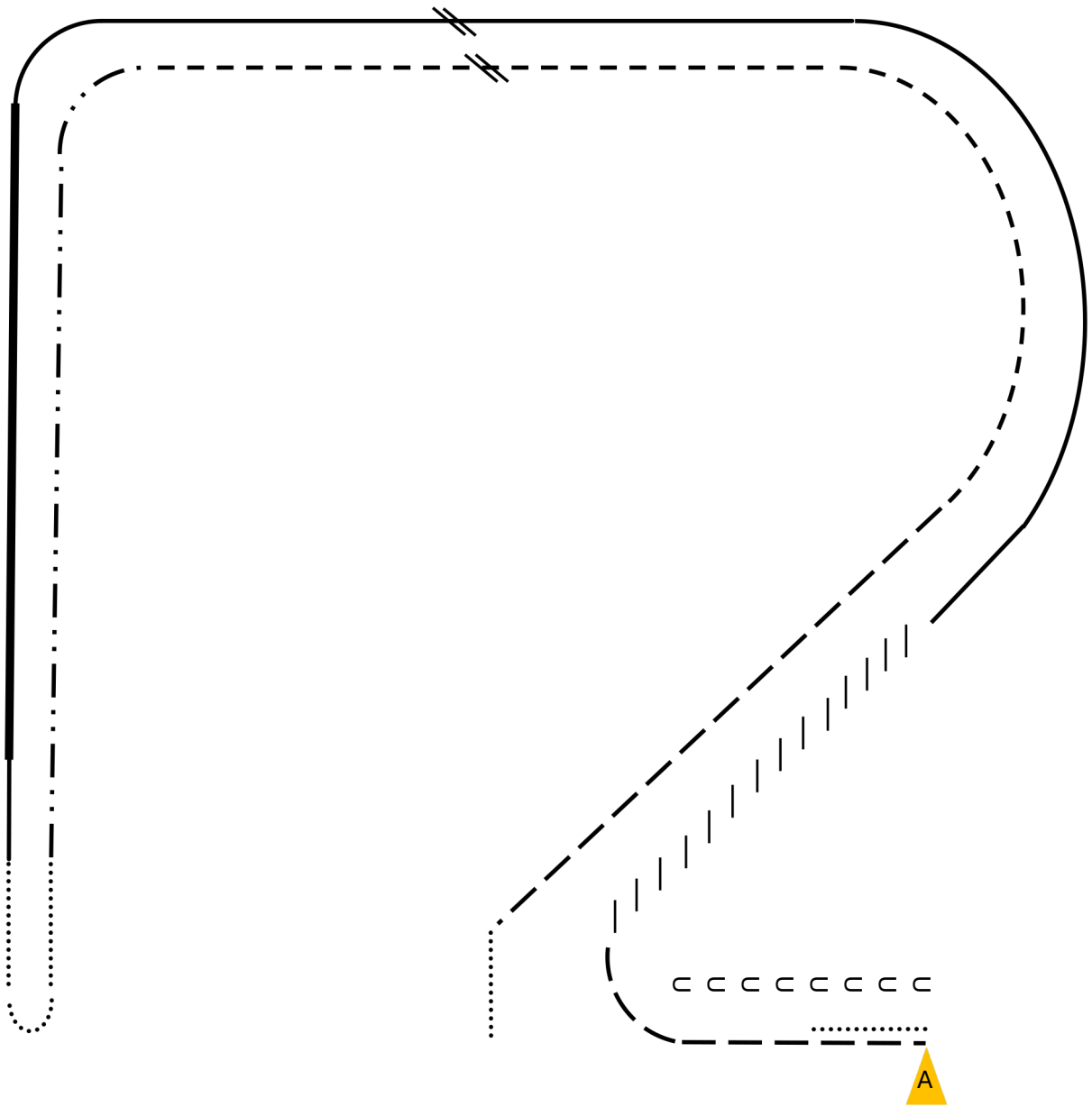
1. Forward Walk from Gate
2. Trot Diagonal Line Building to Extended Trot
3. Extended trot
4. Extended Trot over Four Poles
5. Collect Trot and Canter Right Lead Around top
6. Right Lead Diagonal Line and Change Leads (Simple or Flying)
7. Left Lead Canter Building to Hand Gallop at center
8. Hand Gallop over two Rails, Cavalletis or Small Jumps
9. Collect and Canter Down Center
10. Sitting Trot Down Center Line
11. Walk
12. Halt and Back
13. Forehand Turn Right
14. Trot to Exit

Walk
Jog/Trot	-----
Lope/Canter	
Hand Gallop	
Extended Trot	
Leg Yield	
Change Lead	≠
Gate	
Back	←←←
Judge	⊙
Marker	○
Sidepass	←←←



Euro Summit Netherlands & NSBA European Championship 2026

Hunt Seat Equitation 3-4
Amateur, Select, Youth



1. Walk from A one horse length , stop, back up one horse length
2. Sitting trot and through rounded corner
3. Leg yield at the sitting trot
4. Canter left lead around corner, change leads
5. Canter right lead around corner and build to hand gallop
6. Collect to canter, break to walk, walk around corner
7. Two point at the trot
8. Prior to corner, trot right diagonal, half way change diagonals around corner
9. Sitting trot, drop irons
10. Walk, exit pattern

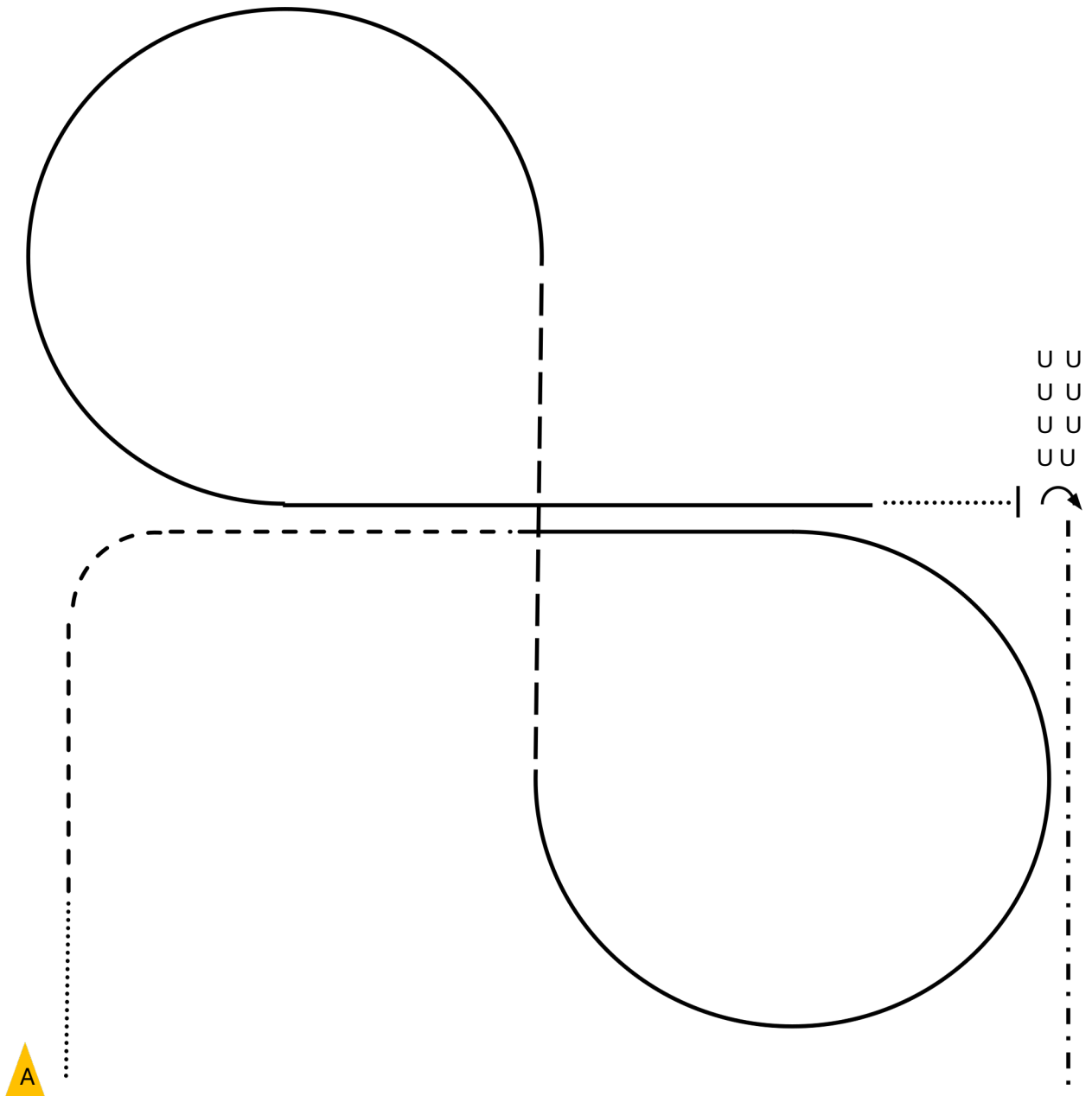
Walk
Trot	-----
Extended trot	- . - . - . - .
Two point Trot	— . . — . . —
Lope	—————
Back Up	^ ^ ^ ^ ^ ^ ^ ^



Euro Summit Netherlands&NSBA European Championship 2026



Hunt Seat Equitation 3-4
L1/Novice Amateur, L1/Novice Youth



1. Walk from A
2. Posting trot left diagonal around corner
3. Canter right lead circle to the right
4. Sitting trot
5. Canter left lead circle to the right
6. Walk, stop
7. Perform a 90° turn to the right on the forehand
8. Back up
9. Trot right diagonal to exit

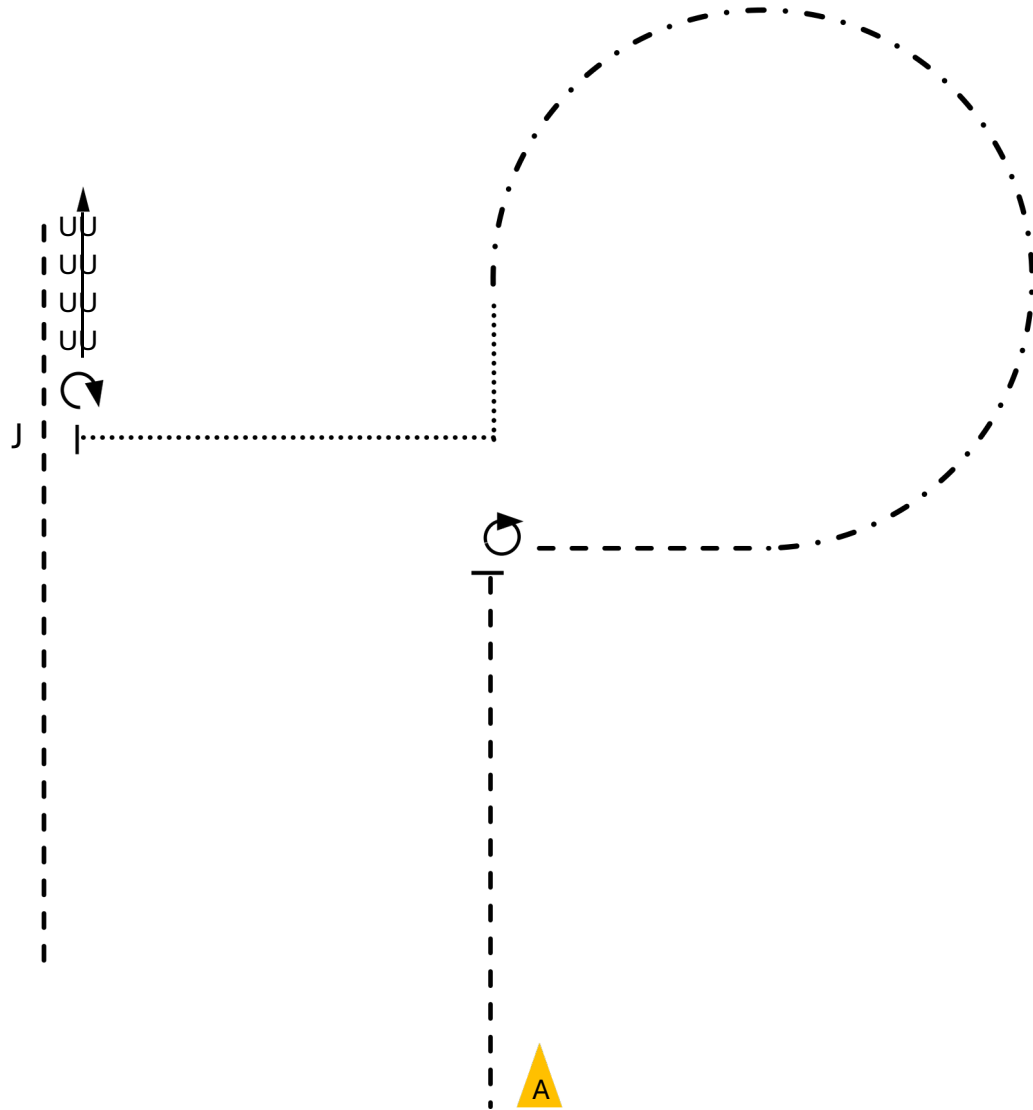
Walk
Trot	-----
Extended trot	- . - . - . - . - . - . - . - . - .
Sitting Trot	-----
Lope	_____
Back Up	^ ^ ^ ^ ^ ^ ^ ^



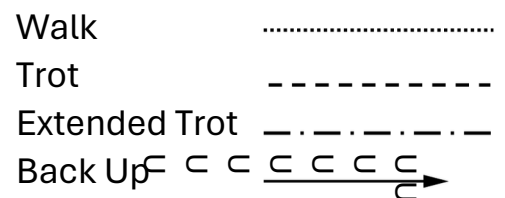
Euro Summit Netherlands & NSBA European Championship 2026

Showmanship AtHalterShow 3-4

Amateur – Youth - Select



1. Trot from A
2. Stop, and perform a 450° turn
3. Trot, and build up to extended trot around circle
4. Break to walk, wald square corner, stop
5. Set-up
6. Inspection
7. When dismissed, perform a 270 ° turn
8. Back up two horse lenght
9. Trot to exit

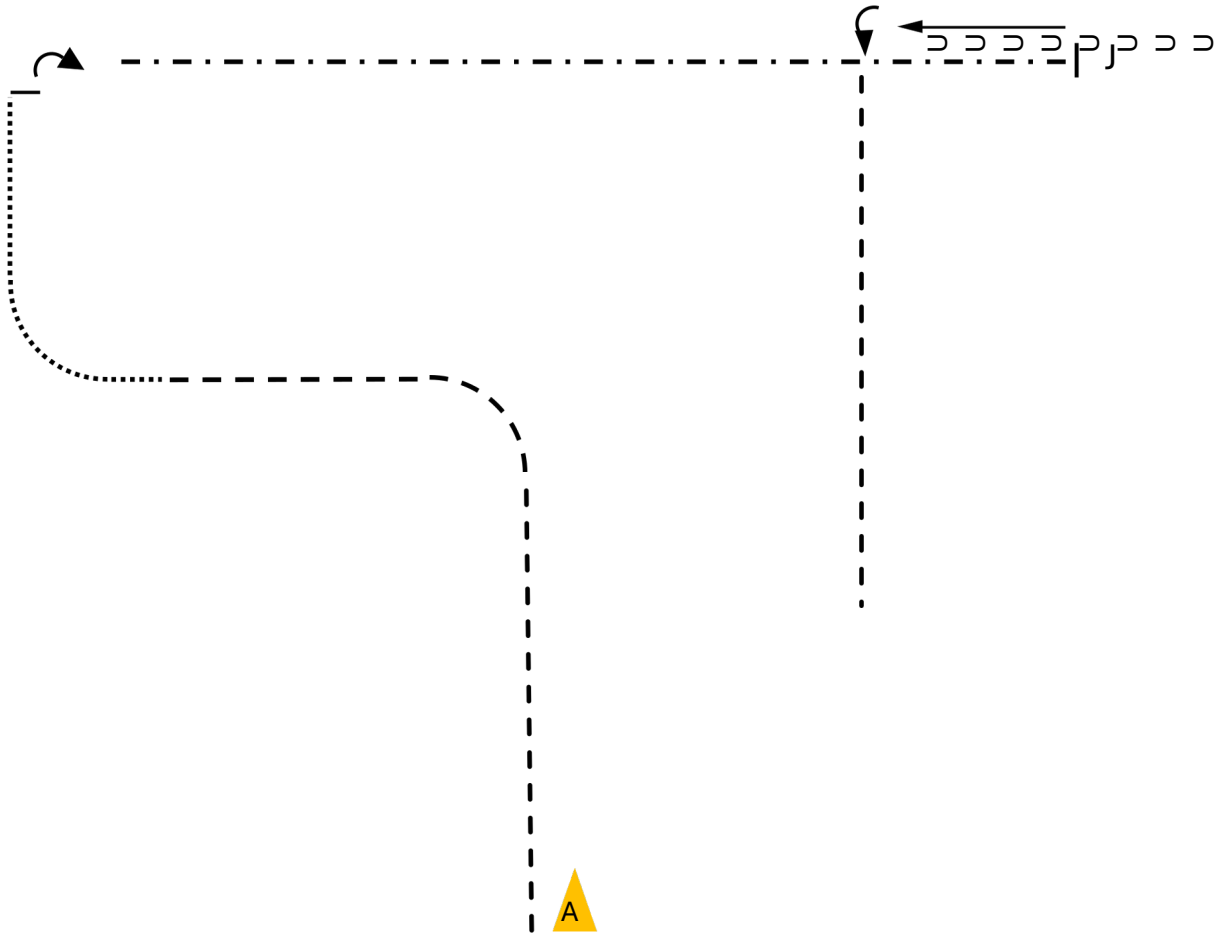




Euro Summit Netherlands & NSBA European Championship 2026

Showmanship At Halter Show 3-4

L1 Horse Non-Pro



1. Trot from A , trot corner
2. Break to walk and walk corner
3. Stop, perform a 90 ° turn
4. Extended trot to Judge, stop
5. Set-up
6. Inspection
7. When dismissed, back-up
8. Perform a 90 ° turn
9. Trot to exit

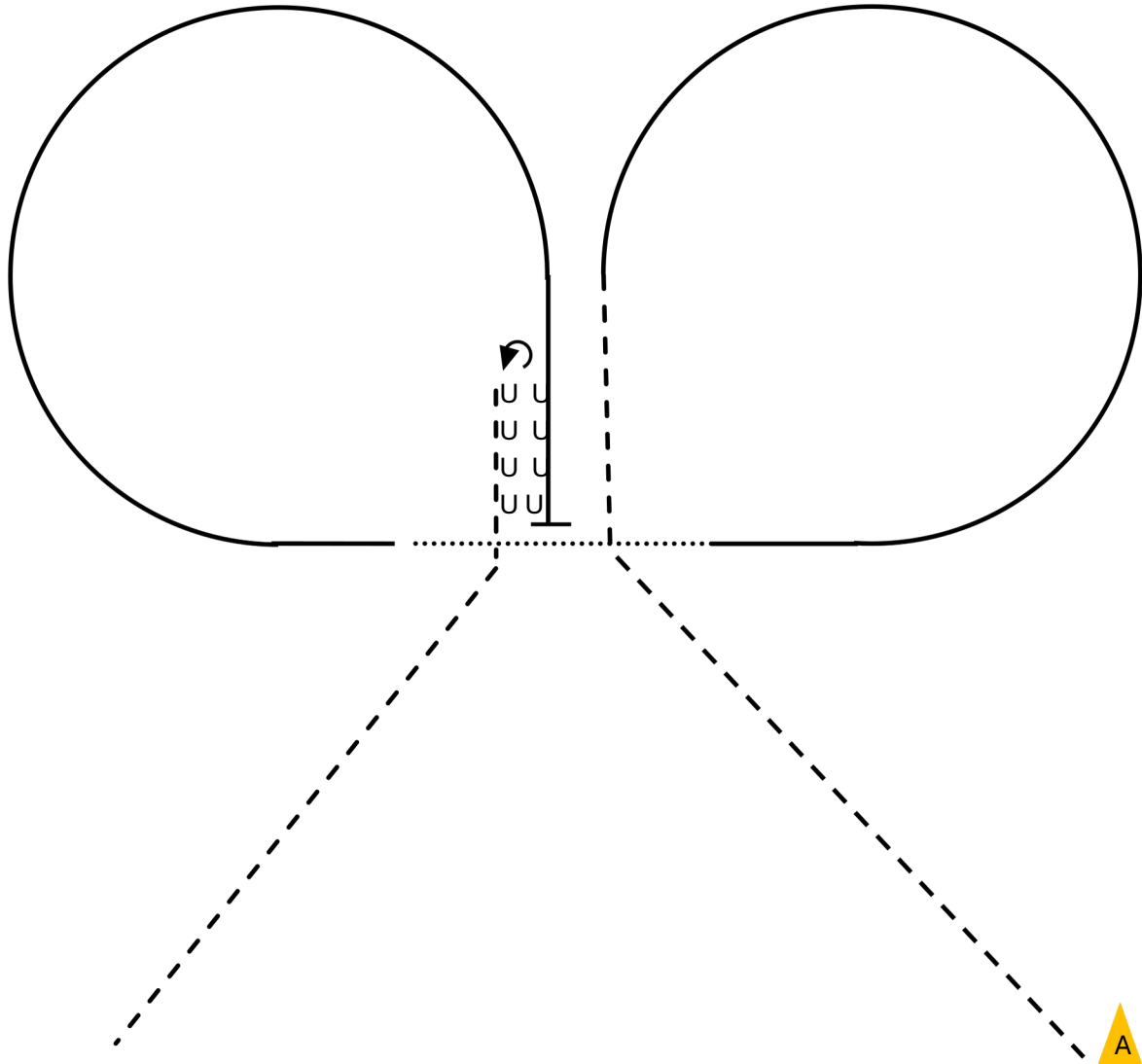
Walk
Trot	-----
Extended Trot	-. - . - . - . -
Back Up	← C C C C C C C



Euro Summit Netherlands & NSBA European Championship 2026

Western Horsemanship 3-4

Level 1 Horse Non-Pro



1. Jog from A
2. Lope right lead , $\frac{3}{4}$ circle to the right
3. Walk
4. Lope right lead, $\frac{3}{4}$ circle to the right
5. Stop, Back Up
6. Perform 360° turn to the left
7. Jog
8. Exit pattern in jog

Walk
Jog - - - - -
Extended Jog - . - . - . -
Lope _____
Back Up $\subset \subset \subset \subset \subset \subset \subset$