

## Patternliste

<b>Jungpferde</b>		<b>Pattern</b>
JUPF BA 4j	Jungpferde Basis 4 jährig	3
JUPF BA 5j	Jungpferde Basis 5 jährig	4
JUPF RN 4j	Jungpferde Reining 4 jährig	1
JUPF RN 5j	Jungpferde Reining 5 jährig	1
JUPF TH 4j	Jungpferde Trail 4 jährig	4
JUPF TH 5j	Jungpferde Trail 5 jährig	5

<b>Reining</b>		
Q LK 2/1 jun RN	Qualifikationsklasse Junior Reining	12
Q LK 2/1 B RN	Qualifikationsklasse Reining	12
Q LK 2/1 A sen RN	Qualifikationsklasse Senior Reining	11
LK 1/2 jun RN	Junior Reining	6
LK 1A sen RN	Senior Reining	12
LK 2A sen RN	Senior Reining	12
LK 1/2 B RN	Reining	8
LK 3 RN	Reining	13
LK 4 RN	Reining	15
Sonderprüfung	Big DD Freundschaftsreining I	7
Sonderprüfung	Big DD FreundschaftsRN II	8

<b>Ranch Riding</b>		
Q LK 2/1 A sen RR	Qualifikationsklasse Senior Ranch Riding	Q #5 2017
Q LK 2/1 B RR	Qualifikationsklasse Ranch Riding	Q #5 2017
Q LK 2/1 jun RR	Qualifikationsklasse Junior Ranch Riding	Q #1 2017
LK 1A sen RR	Senior Ranch Riding	Q #6 2017
LK 2A sen RR	Senior Ranch Riding	Q #6 2017
LK 1B RR	Ranch Riding	Q #6 2017
LK 2B RR	Ranch Riding	Q #6 2017
LK 3A RR	Ranch Riding	#1 2017
LK 3B RR	Ranch Riding	#1 2017
LK 4A RR	Ranch Riding	#3 2017
LK 4B RR	Ranch Riding	#3 2017
LK 5A RR	Ranch Riding	#3 2017
LK 5B RR	Ranch Riding	#3 2017
LK 1/2 jun RR	Junior Ranch Riding	Q #1 2017

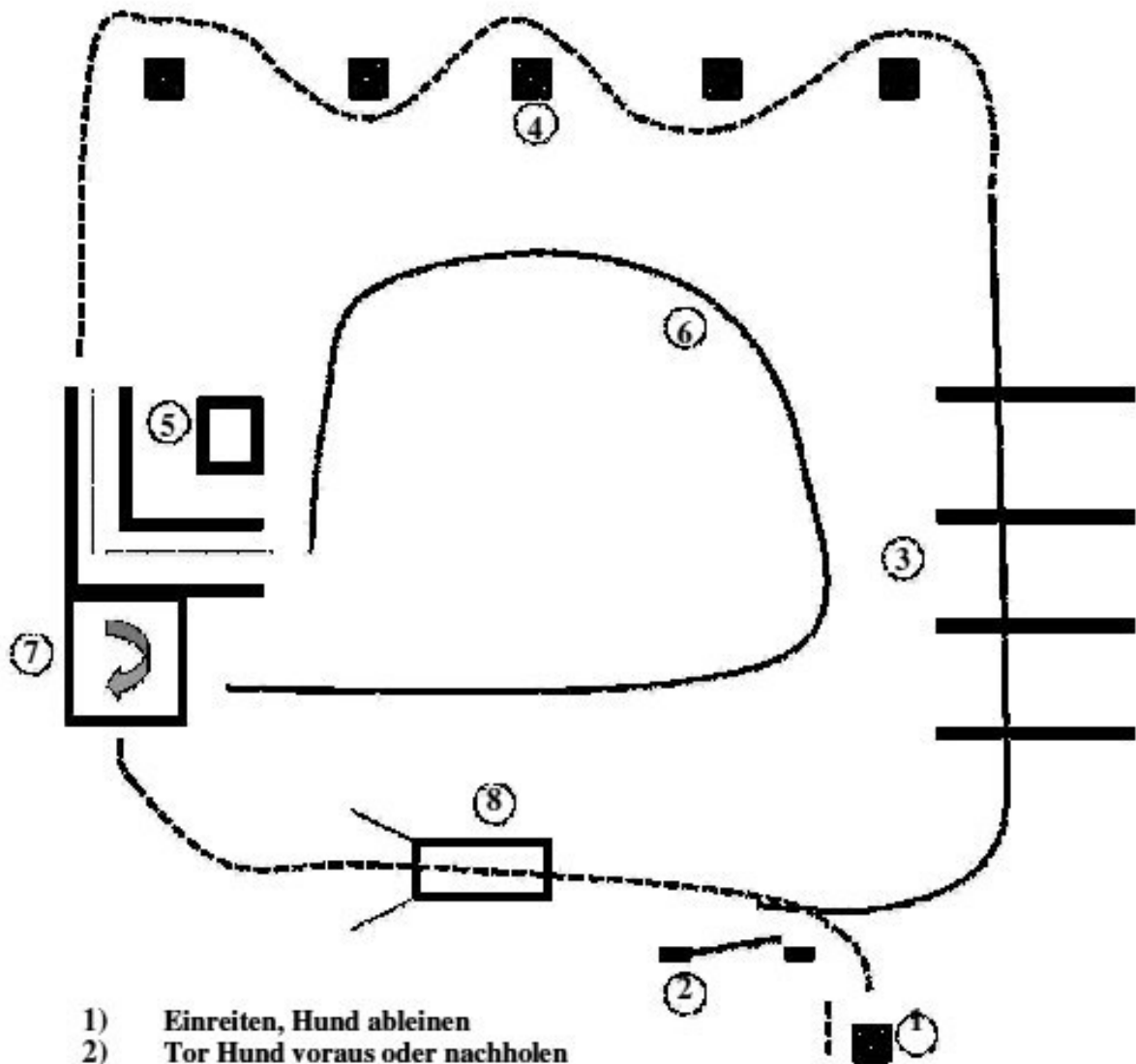
<b>Superhorse</b>		
Q LK 2/1 A sen SUHO	Qualifikationsklasse Senior Superhorse	3
Q LK 2/1 B sen SUHO	Qualifikationsklasse Senior Superhorse	3
LK 1/2 sen SUHO	Senior Superhorse	2

<b>Western Riding</b>		
Q LK 2/1 A sen WR	Qualifikationsklasse Senior Western Riding	4
Q LK 2/1 B WR	Qualifikationsklasse Western Riding	4
LK 1 WR	Western Riding	4
LK 2 WR	Western Riding	4

<b>Youngstars</b>		
YOUNGSTARS All-Around ( YOUNGSTARS All-Around Challenge		1

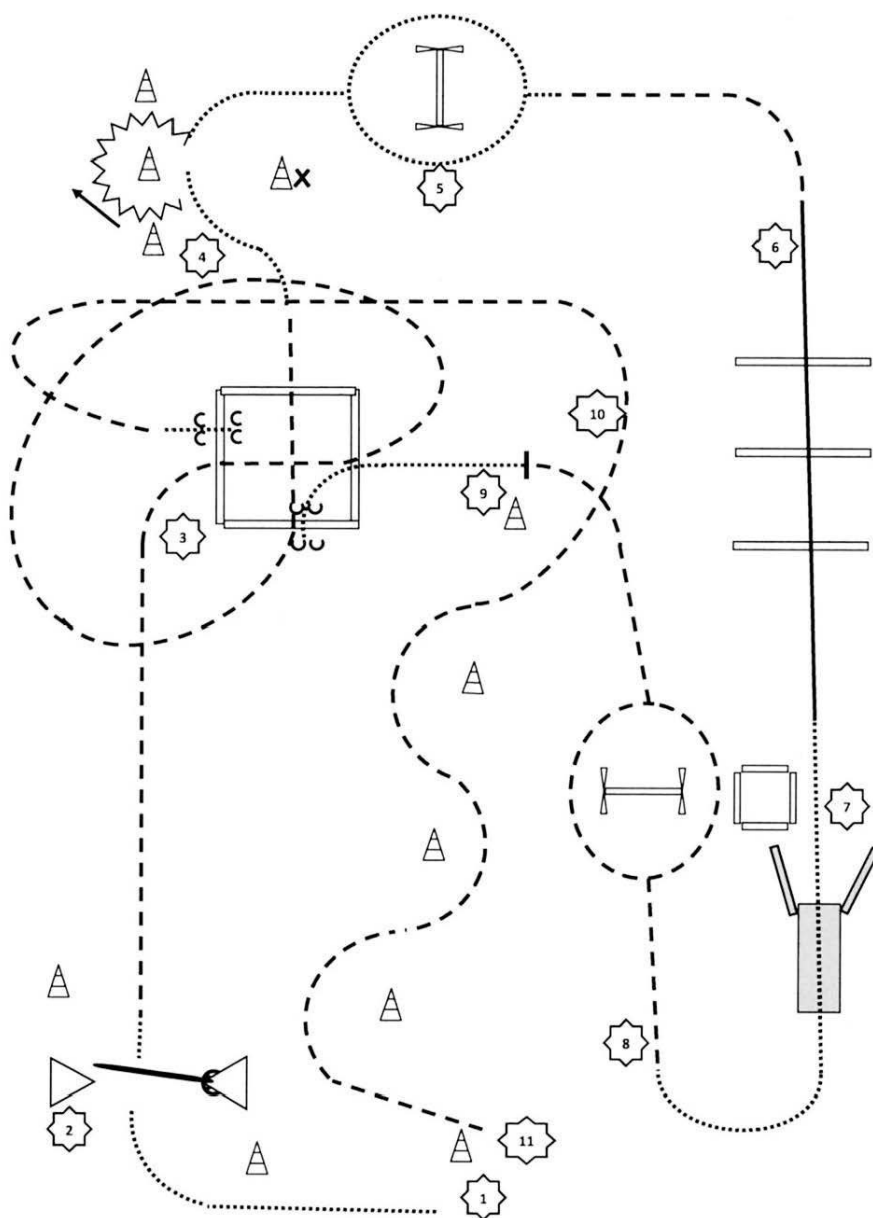
<b>Working Cowhorse</b>		
Q LK 2/1 WCH	Qualifikationsklasse Working Cowhorse	4
LK 1-3 WCH	Working Cowhorse	3
Sonderprüfung	Big DD WCH	3
Sonderprüfung	LK 1-3 Workng Cowhorse Boxing	1

## LK 1-5 H&DTH Horse & Dog Trail



- 1) Einreiten, Hund ableinen
- 2) Tor Hund voraus oder nachholen
- 3) Lope over Hund bei Fuß
- 4) Jog Slalom Hund bei Fuß,
- 5) Back Up L Hund vorher in Viereck ablegen
- 6) Hund abrufen, Rechtsgalopp bis vor Box Hund bei Fuß
- 7) Hund ablegen, Walk in Box 450 Grad Drehung links, Walk out.
- 8) Hund abrufen, Brücke Hund voraus, Absteigen und Hund anleinen.

# Horse & Dog Trail Q LK 1-2 2016#2



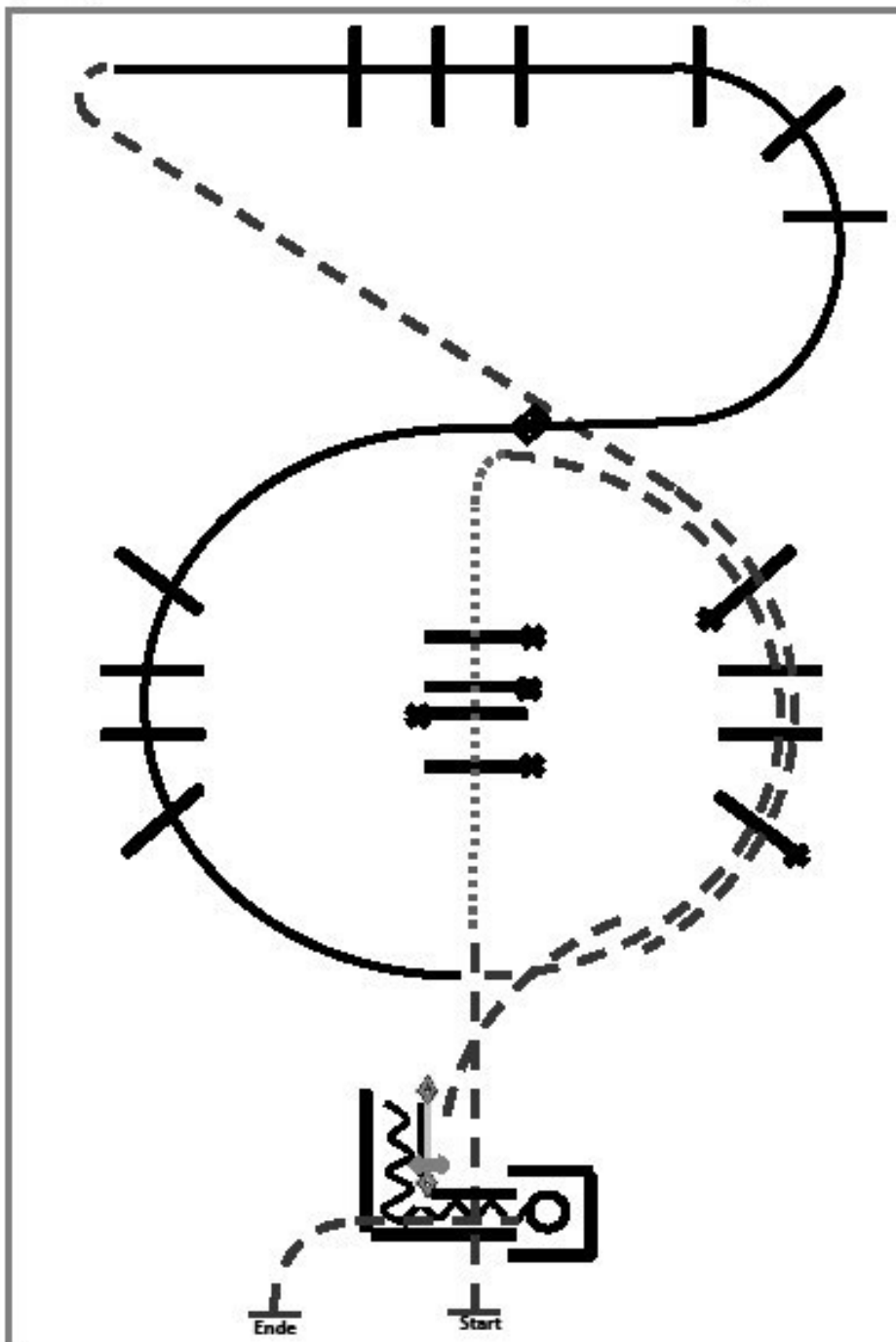
# Horse & Dog Trail Q LK 1-2 2016#2

	Pferd & Reiter	Hund
1	An Pylone anhalten, Walk zu 2.	Hund ableinen. Hund bei Fuß.
2	Tor rückwärts öffnen, Tor schließen. Walk . Jog zu 3.	Hund an Pylone ablegen. Hund durch das Tor abrufen, zur Pylone schicken, ablegen. Hund bei Fuß.
3	Jog over. Walk zu 4.	Hund bei Fuß durch Box. Hund bei Fuß.
4	Back up. Walk zu 5.	Hund an Pylone mit dem X ablegen. . Hund bei Fuß.
5	Walk li. oder re. am Sprung vorbei . Jog zu 6.	Hund springt, Hund bei Fuß.
6	Lope over 3 Stangen. Walk zu 7.	Hund bei Fuß. Hund bei Fuß.
7	Walk über die Brücke. Walk zu 8.	Hund in Box ablegen. Hund über die Brücke abrufen. Hund bei Fuß.
8	Jog li. oder re. am Sprung vorbei . Jog zu 9.	Hund springt über den Sprung. Hund bei Fuß.
9	An Pylone anhalten. Walk over, Sidepass rechts. Walk out. Jog zu 10.	Hund bei Pylone ablegen. Hund durch die Box abrufen. Hund bei Fuß.
10	Jog Slalom. Jog zu 11.	Hund bei Fuß. Hund bei Fuß.
11	Anhalten, absteigen.	Hund anleinen.

**Erklärung:**

Sprung sollte 20 cm bis 40 cm hoch sein  
( erhöhte Stange, Cavaletti, o.ä.).

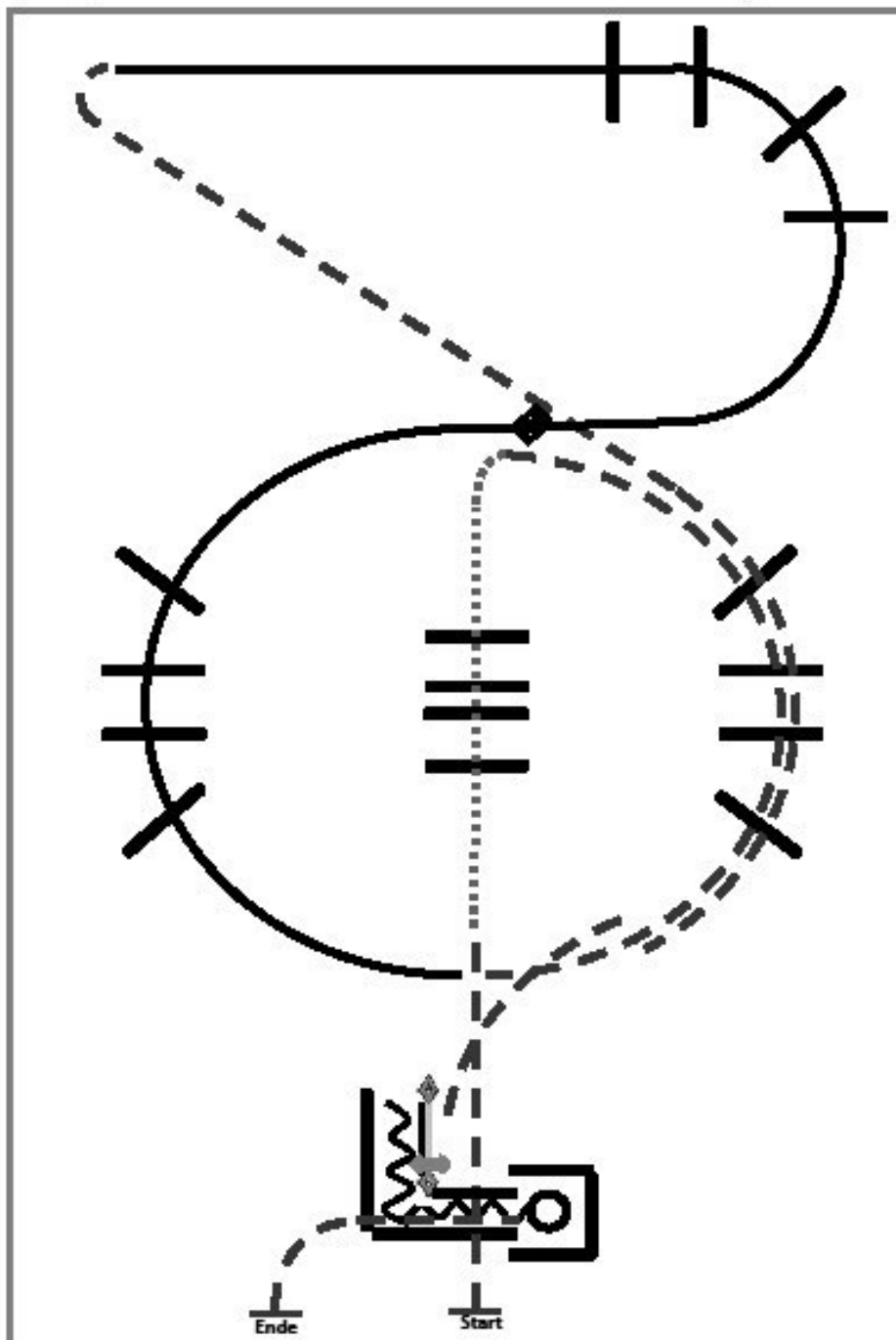
Q LK 2/1 A sen TH  
 Q LK 2/1 B TH








- 1) Jog over.
- 2) Walk over.
- 3) Jog over.
- 4) Lope over, lead change.
- 5) Lope over.
- 6) Jog over.
- 7) Ropegate with pole.
- 8) Back up.
- 9) Box 360 (r.o.i.), jog out, stop.

	Back
	Lope
	Jog
	Walk
	Lead change flying/simple

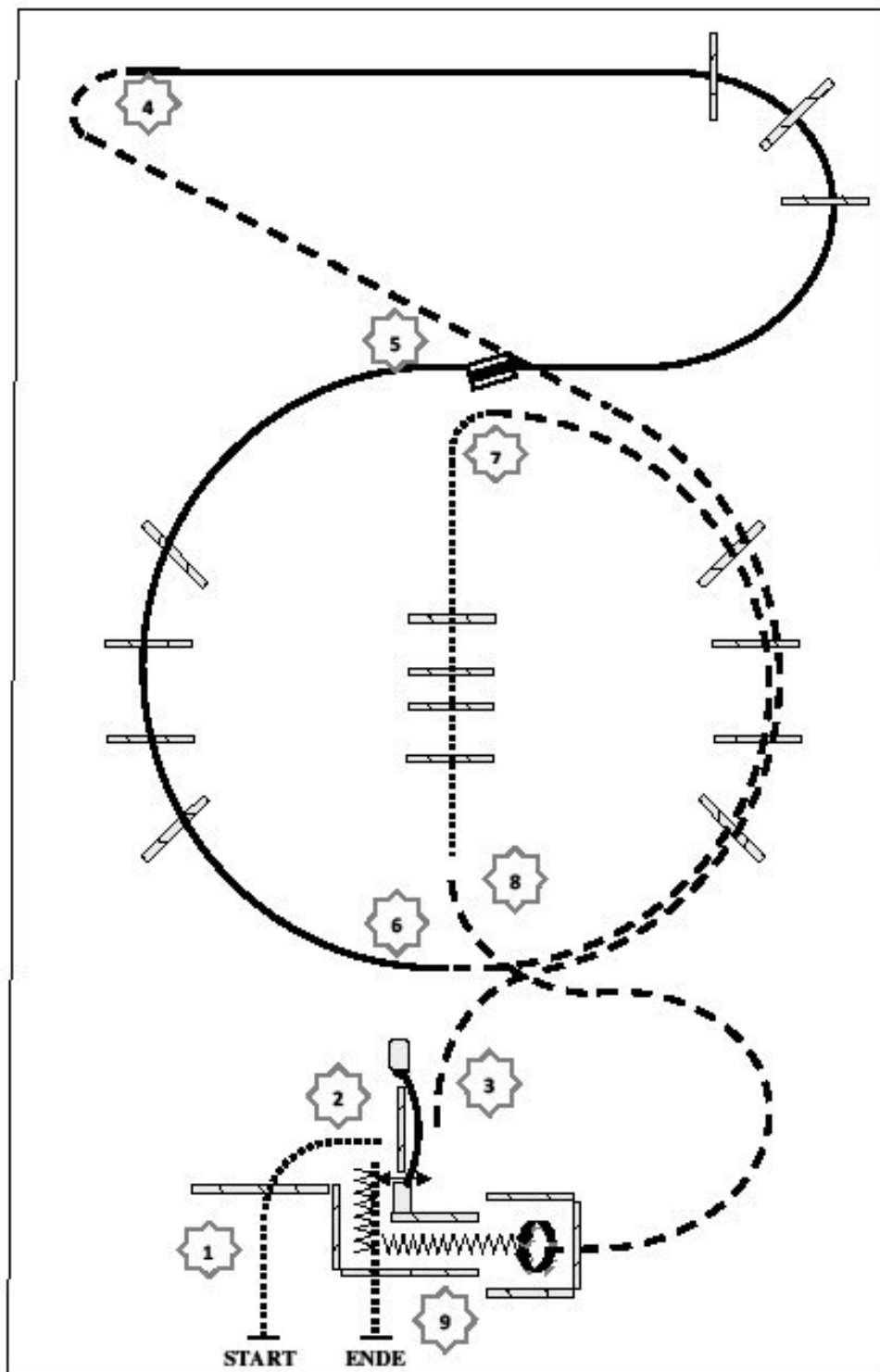
# Q LK 2/1 jun TH



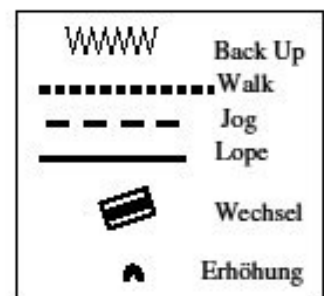
- 1) Jog over.
- 2) Walk over.
- 3) Jog over.
- 4) Lope over, lead change.
- 5) Lope over.
- 6) Jog over.
- 7) Ropegate with pole.
- 8) Back up.
- 9) Box 360 (r.o.i.), jog out, stop.

	Back
	Lope
	Jog
	Walk
	Lead change flying/simple

# LK 1/2 jun TH

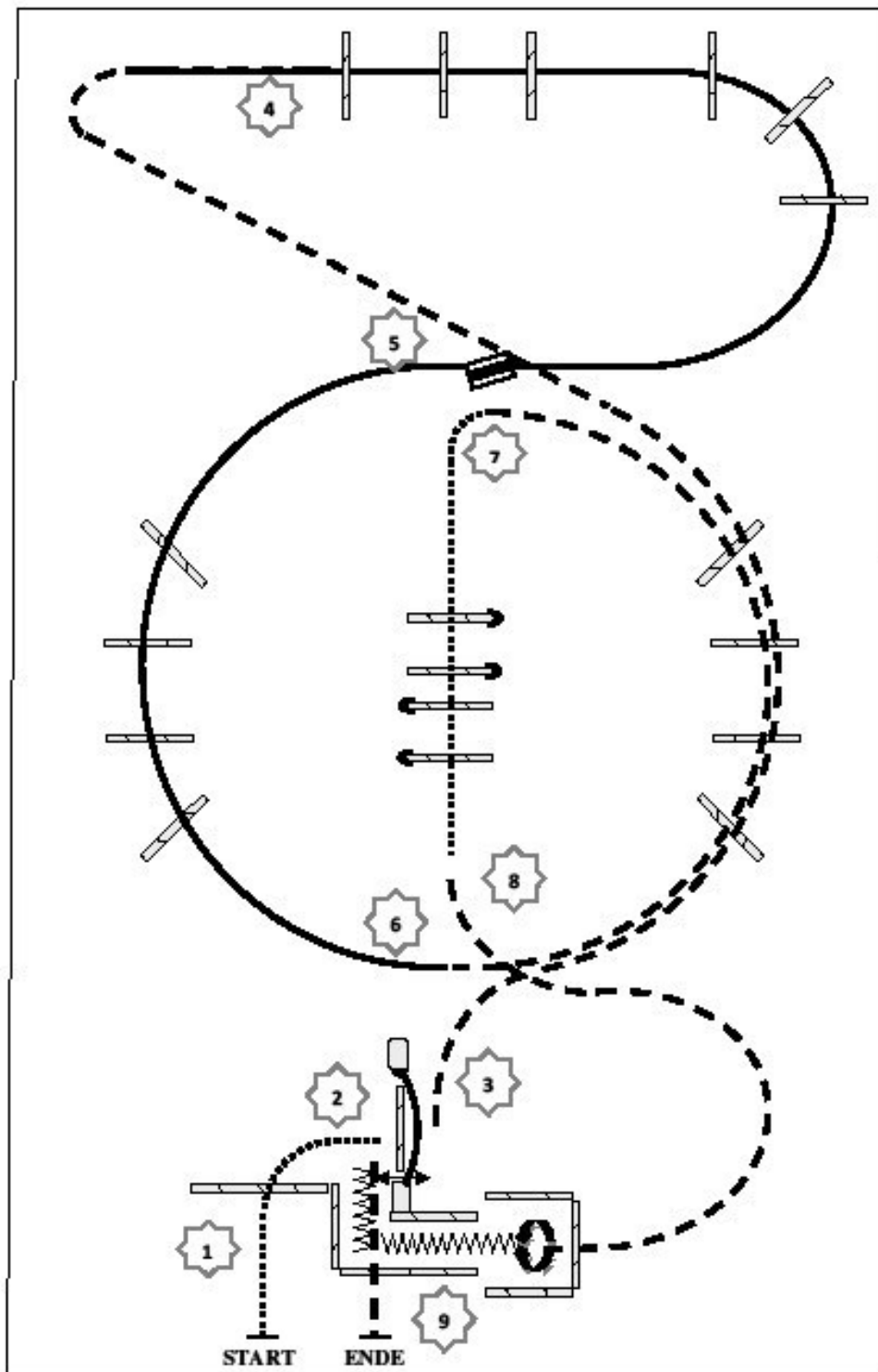


1. Walk over
2. Seiltor mit Stange
3. Jog over
4. Lope over, fliegender o. einfacher Wechsel
5. Lope over
6. Jog over
7. Walk over
8. Jog in Box, 540° Drehung
9. Back up, Walk out, Stop, Ende

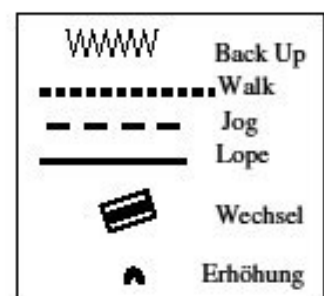


LK 1A sen TH, LK 2A sen TH

LK 1/2 B TH

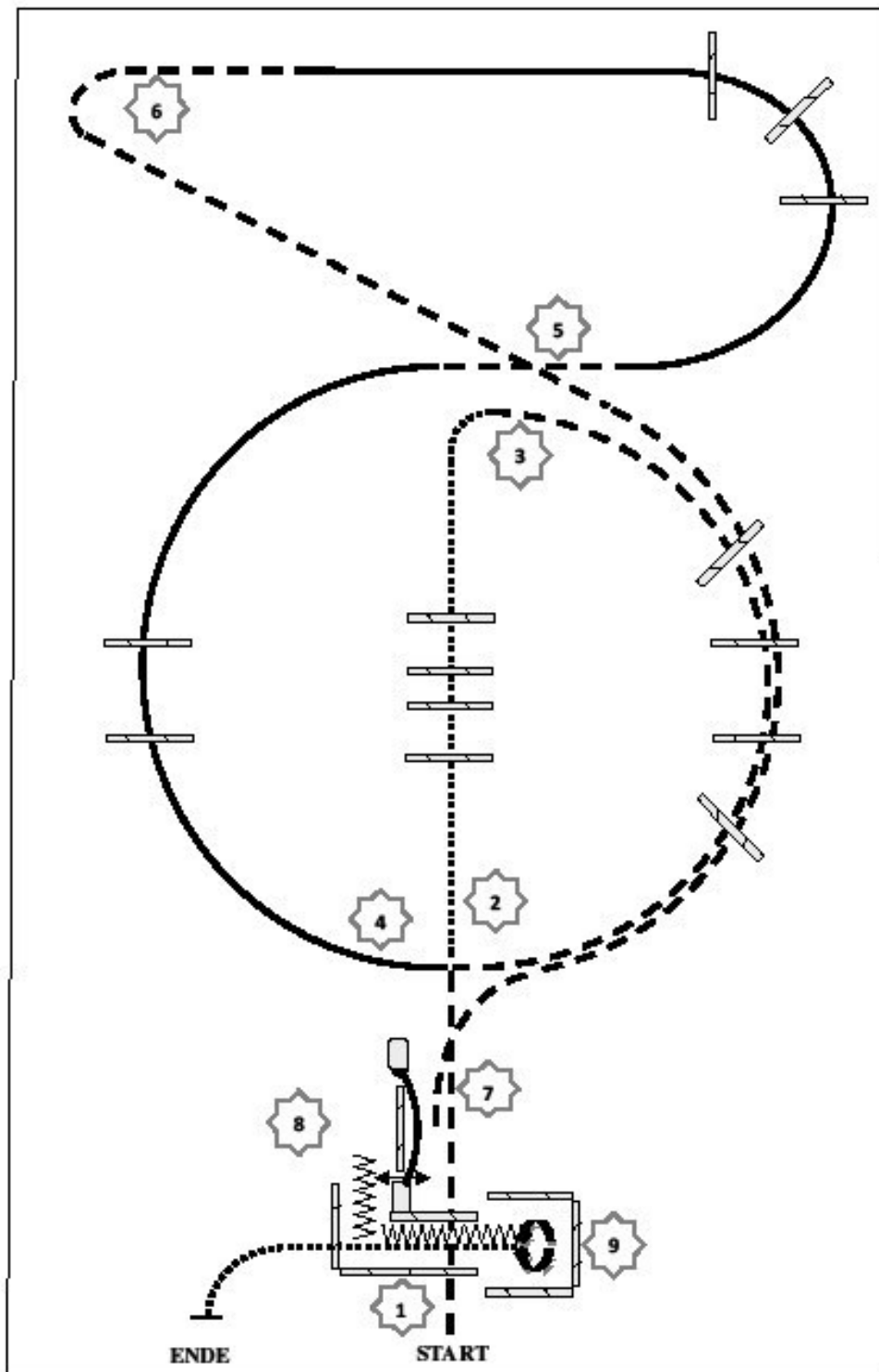


1. Walk over
2. Seiltor mit Stange
3. Jog over
4. Lope over, fliegender o. einfacher Wechsel
5. Lope over
6. Jog over
7. Walk over
8. Jog in Box, 540° Drehung
9. Back up, Jog out, Stop, Ende

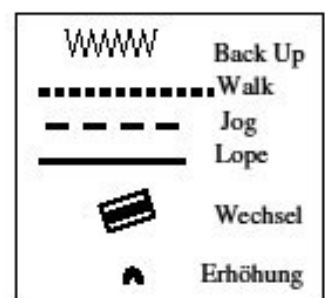




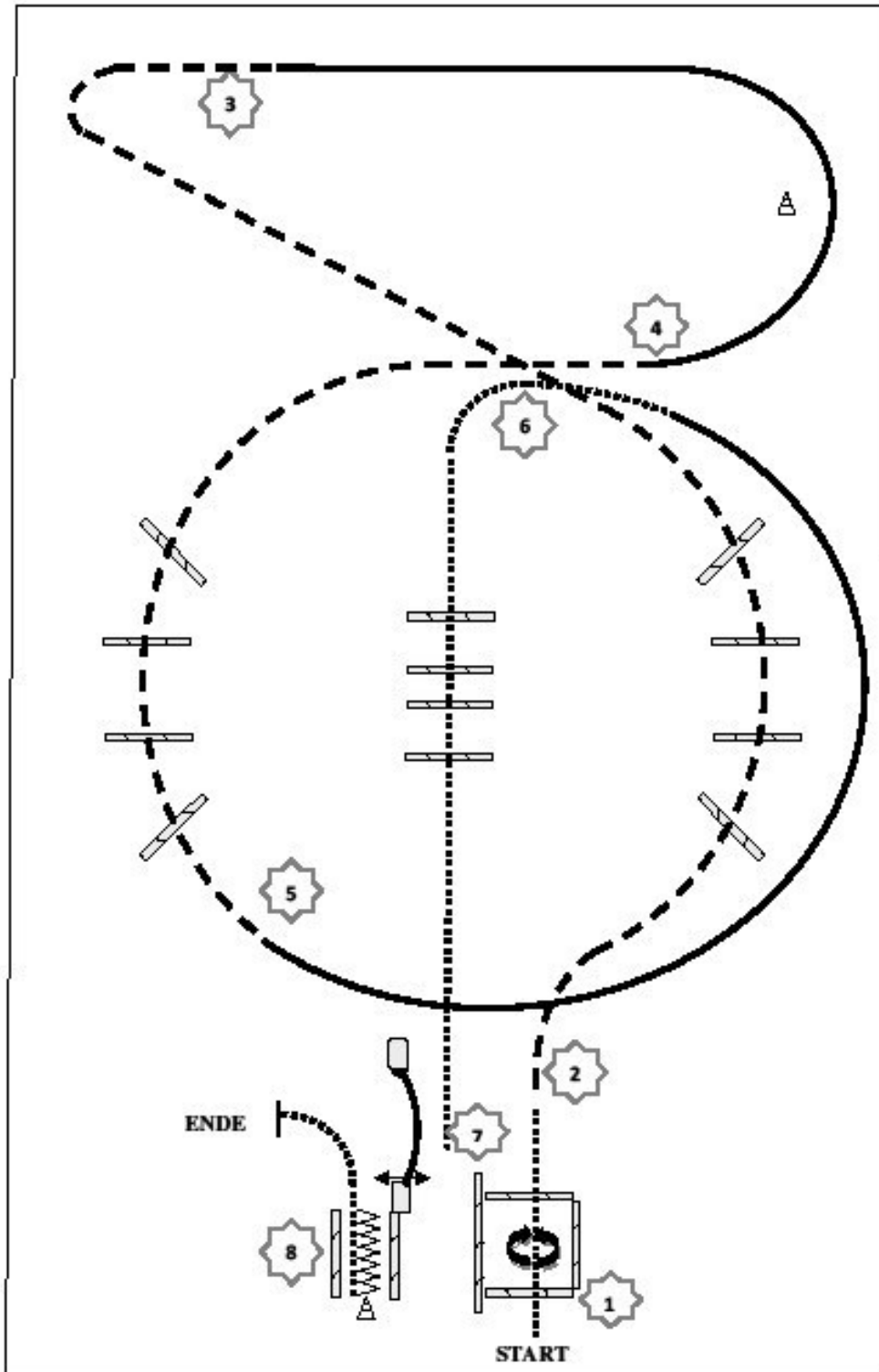
# LK 3A TH, LK 3B TH



1. Jog over
2. Walk over
3. Jog over
4. Lope over, Jog
5. Lope over
6. Jog over
7. Seiltor mit Stange
8. Back up
9. In Box, 360° Drehung, Walk out, Stop, Ende



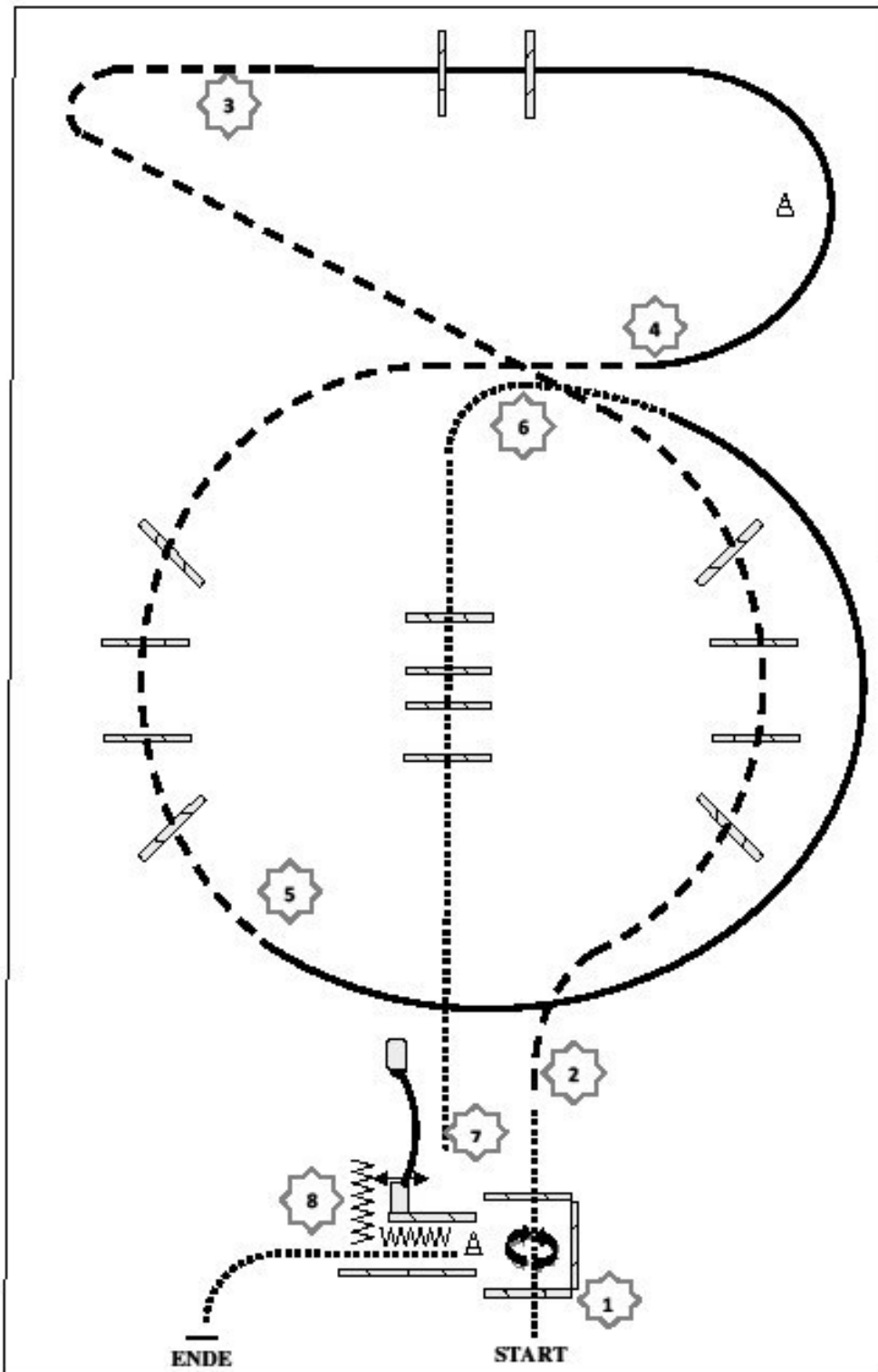
# LK 4/5 A TH



1. Walk in Box, 360° Drehung, Walk out
2. Jog over
3. Lope
4. Jog over
5. Lope
6. Walk over
7. Seiltor
8. Back up ,Walk out, Stop, Ende

~~~~~	Back Up
.....	Walk
-----	Jog
—————	Lope
▤	Wechsel
▲	Erhöhung

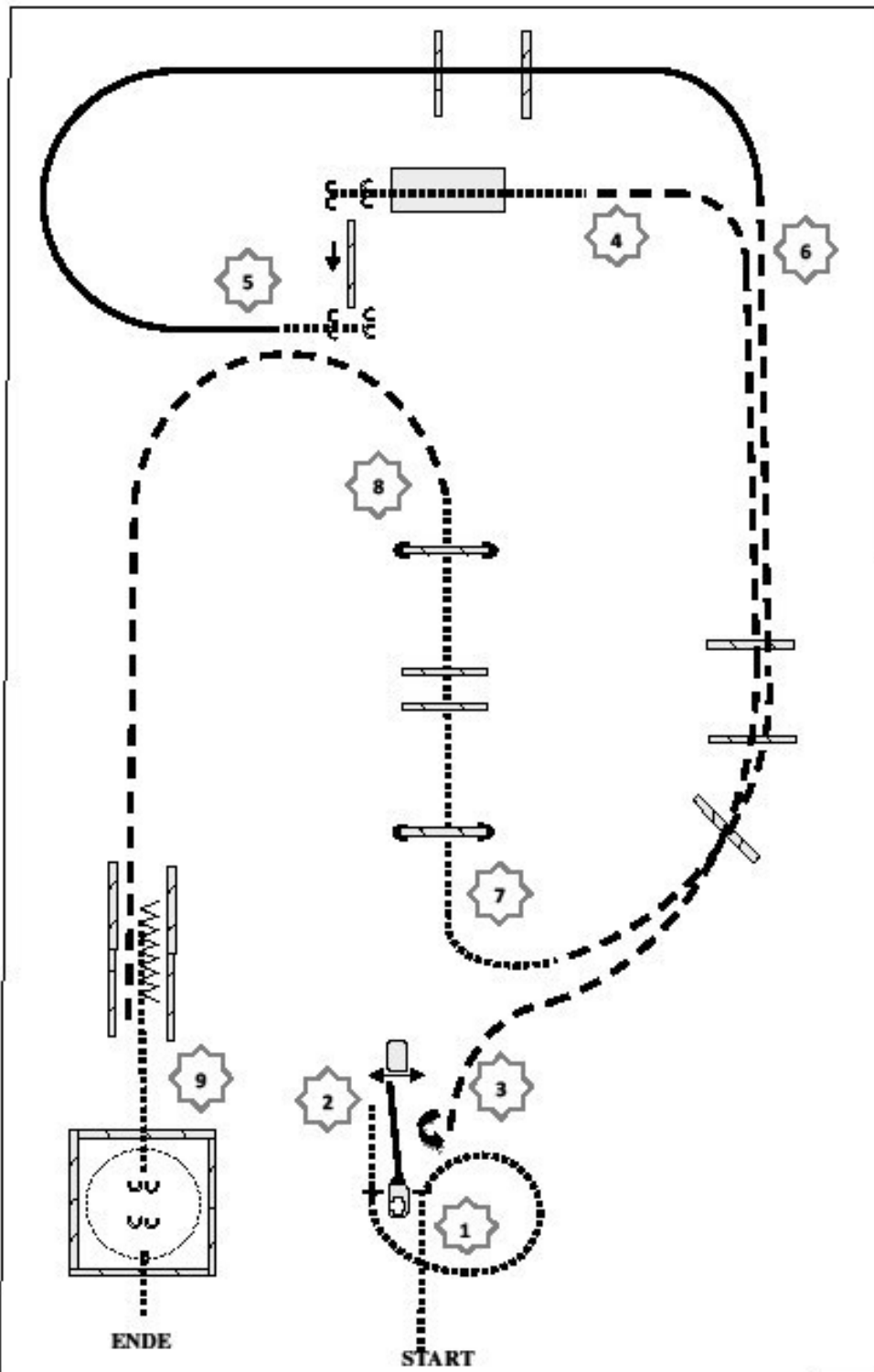
# LK 4B TH, LK 5B TH





1. Walk in Box, 360° Drehung, Walk out
2. Jog over
3. Lope over
4. Jog over
5. Lope
6. Walk over
7. Seiltor
8. Back up, Walk out, Stop, Ende

~~~~~	Back Up
.....	Walk
-----	Jog
————	Lope
▬	Wechsel
▲	Erhöhung

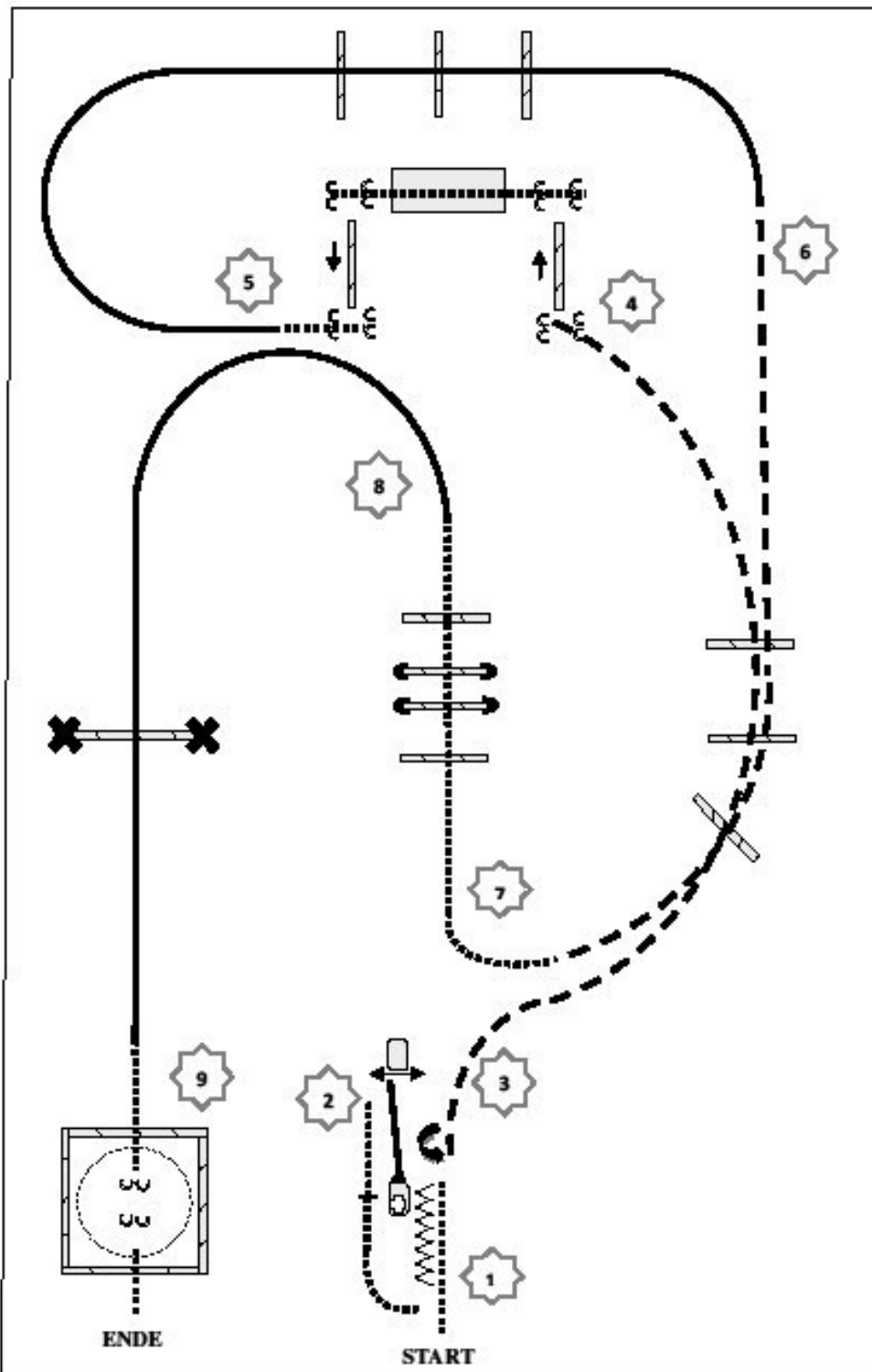
## Ranch Trail LK 3-5



1. Walk , Gegenstand aufnehmen, Walk Volte , Gegenstand absetzen
2. Walk , Tor, 180° Drehung links
3. Jog over
4. Walk over Brücke, Sidepass links
5. Walk, Lope over
6. Jog over
7. Walk over
8. Jog in, Back up, Walk out
9. Walk in Box, absteigen (Ground tie), Pferd umrunden und rausführen, Ende

~~~~~	Back Up
-----	Walk
- - - - -	Jog
—————	Lope
	Wechsel
	Erhöhung

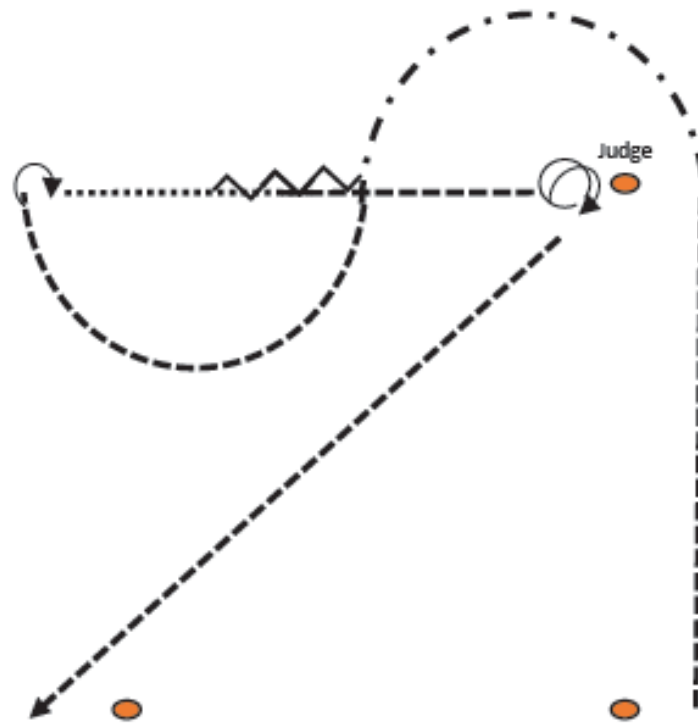
## Ranch Trail LK 1-2



1. Walk , Gegenstand aufnehmen, Back up ,Walk, Gegenstand absetzen
2. Walk , Tor, 180° Drehung links
3. Jog over
4. Sidepass rechts, Walk over Brücke, Sidepass links
5. Walk, Lope over
6. Jog over
7. Walk over
8. Lope Sprung über Cavalletti
9. Walk in Box, absteigen(Ground tie), Pferd umrunden und rausführen,Ende

	Back Up
	Walk
	Jog
	Lope
	Wechsel
	Erhöhung

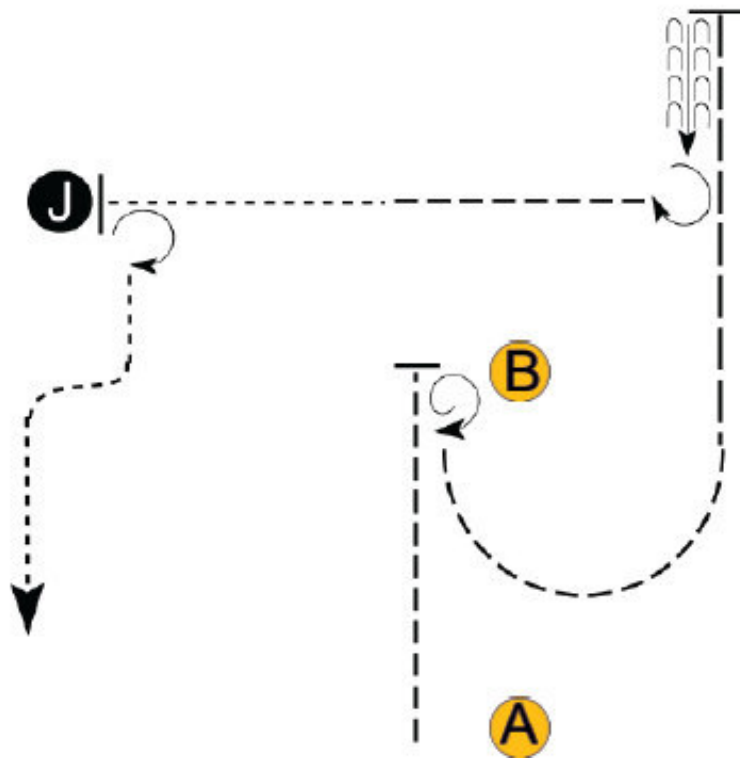
**Showmanship at Halter**  
**LK 1/2 A SSH, LK 1/2 B SSH, LK 3 SSH**



Start at marker

1. Jog
  2. ½ circle extended jog to the left
  3. ½ circle regular jog to the right
  4. Stop, turn 90°
  5. Walk half way to judge
  6. Stop back up 2 horse length
  7. Jog to judge, stop
  8. Set up for inspection
  9. Turn 495 °
  10. Jog straight line, diagonal to marker
- Exit at jog

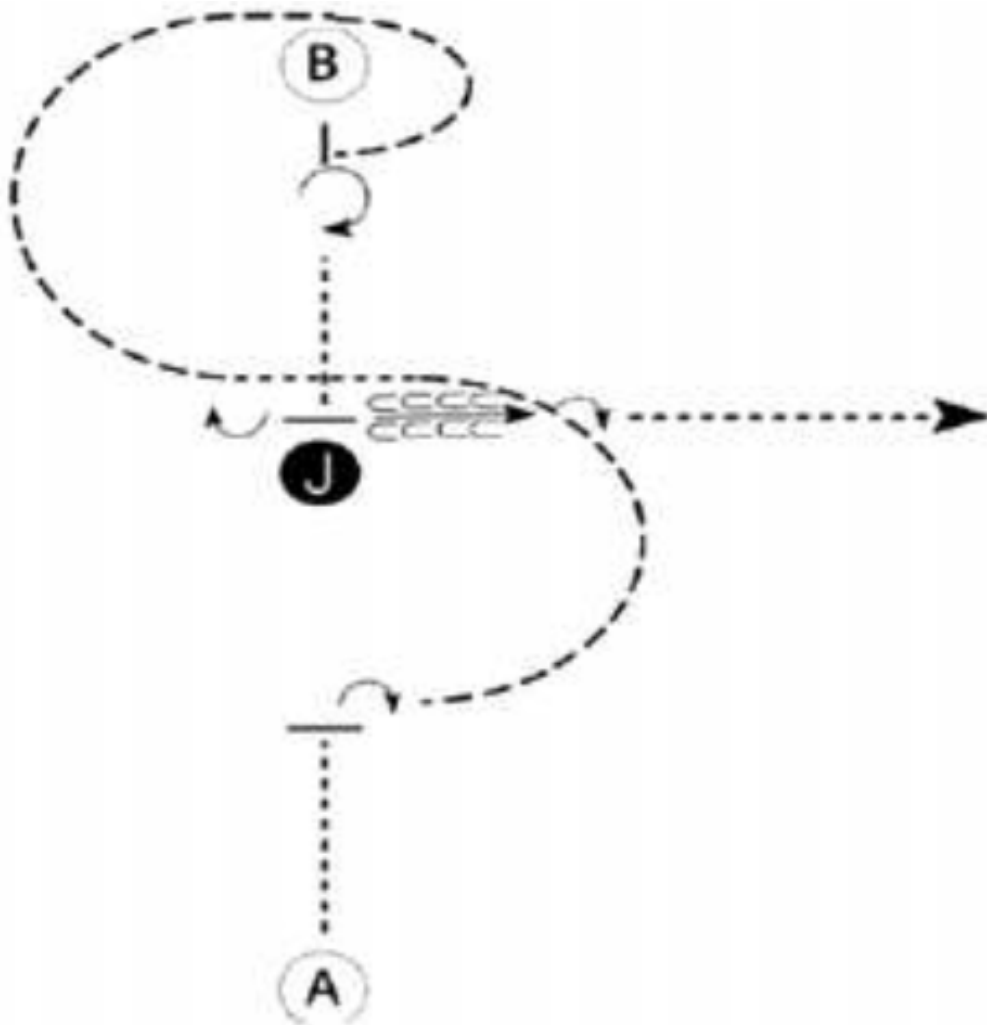
## Showmanship at Halter LK 4/5 SSH



Be ready at A

1. Trot to B.
2. Stop and perform a 180 degree turn.
3. Trot a half circle, then extended trot straight until past judge.
4. Back until your horse's hip is even with judge.
5. Perform a 270 degree turn.
6. Trot halfway to judge then walk to judge. Stop and set up for inspection.
7. When dismissed, turn 270 degrees and walk away.

**Showmanship at Halter**  
**Q LK 1/2 A SSH, Q LK 2/1 B SSH**

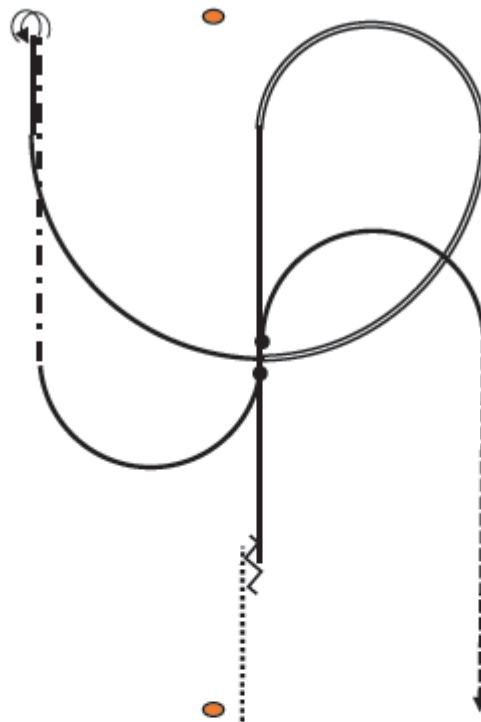


Be ready with your horse's tail at A.

1. Walk halfway to Judge.
2. Stop and perform a 1/4 turn.
3. Trot half circle. Break to a walk before Judge and walk at least two horse lengths past Judge.
4. Trot a half circle to and around B as shown.
5. Stop and perform a 3/4 turn and walk to Judge.
6. Stop and set up for inspection.
7. When dismissed, perform a 1/4 turn.
8. Back approximately one horse length.
9. Perform a 1/2 turn and walk straight away to exit.



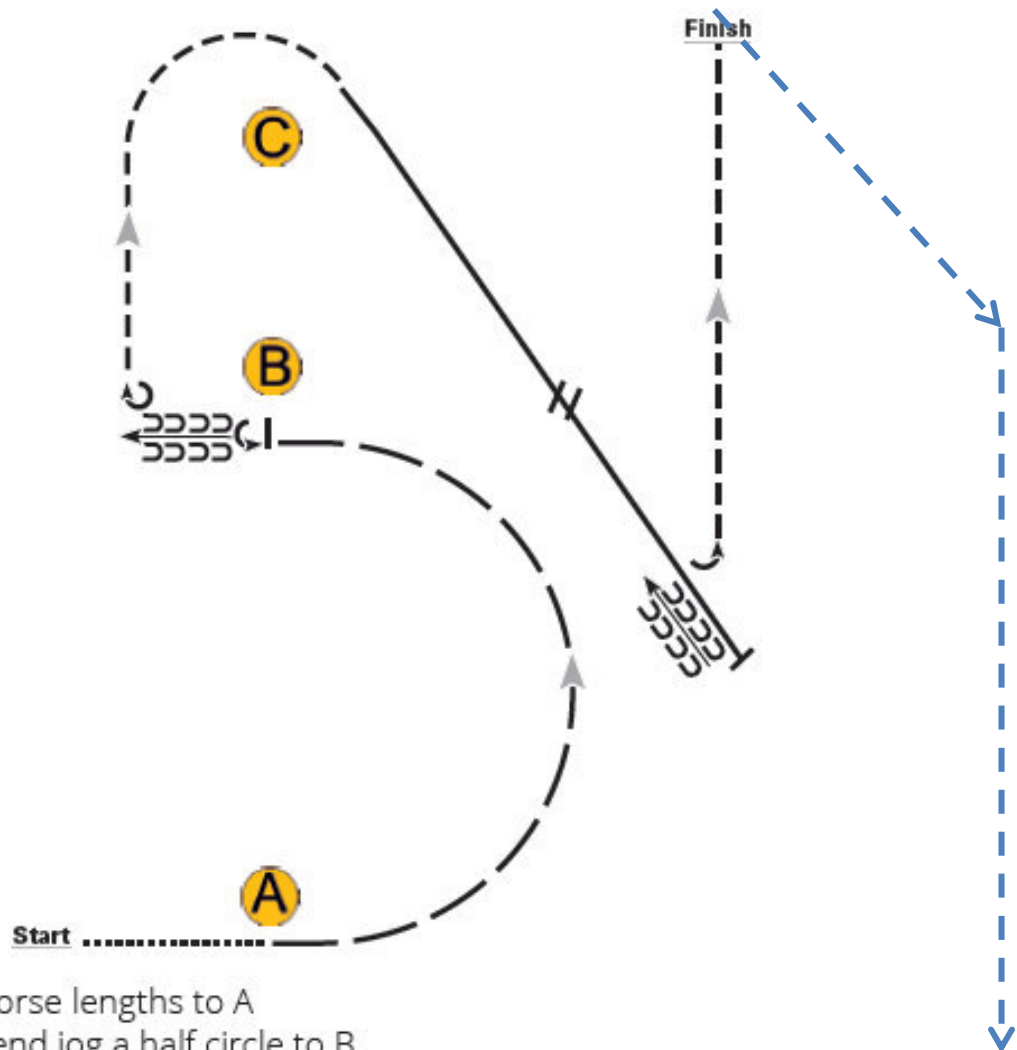
**Western Horsemanship**  
**LK 1A WHS, LK 2A WHS, LK 1/2 B WHS**



Be ready at marker

1. Walk straight line  $\frac{1}{2}$  way to center of the arena
  2. Stop, back up 4 steps
  3. Lope straight right lead, extend lope on a circle to the center of the arena
  4. Regular lope on  $\frac{1}{4}$  circle
  5. Stop when even with marker, turn  $1 \frac{1}{2}$  left
  6. Extended jog on a straight line until even with center
  7. Lope left lead  $\frac{1}{2}$  circle, change leads (simple or flying)
  8. Lope right lead  $\frac{1}{2}$  circle
  9. When even with center jog straight line to the end of the arena
- Exit at jog

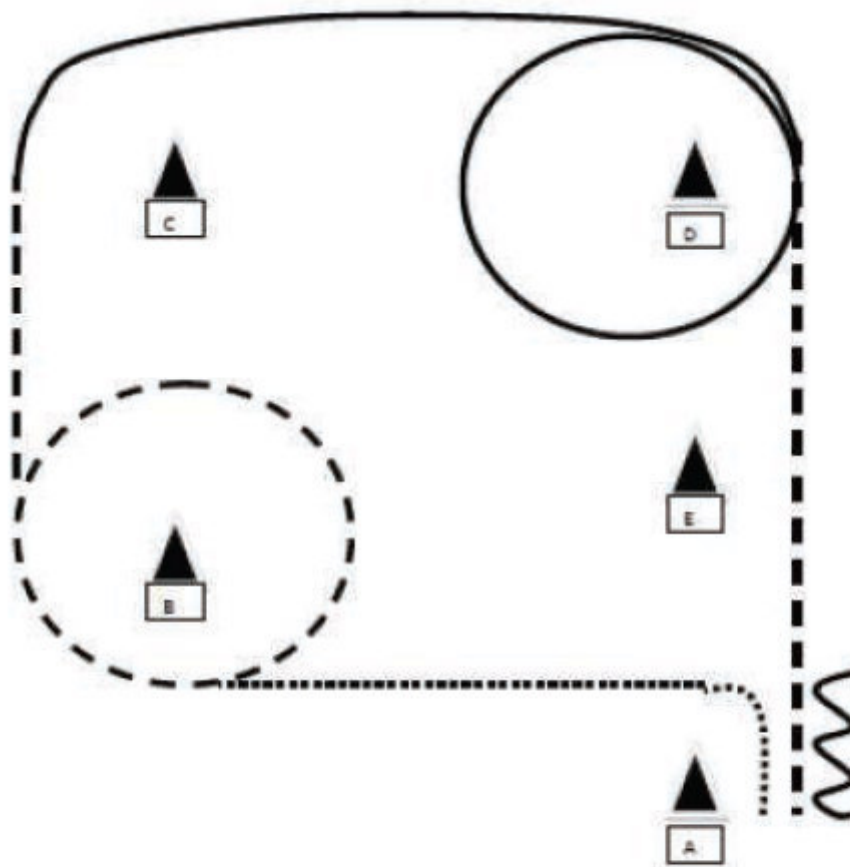
## Western Horsemanship LK 3A WHS, LK 3B WHS




1. Walk 2 horse lengths to A
2. At A, extend jog a half circle to B.
3. Stop and execute a 180 degree turn on the haunches to the left.
4. Back a horse length and then execute a 270 degree turn to the right on the forehand.
5. Jog to and around C.
6. When even with C, pick up a right lead lope to B.
7. At B, change leads (simple or flying)
8. Halfway between B and A stop, back a horse length.
9. Execute a 135 degree turn to the left on the haunches and exit at a jog.

# Western Horsemanship

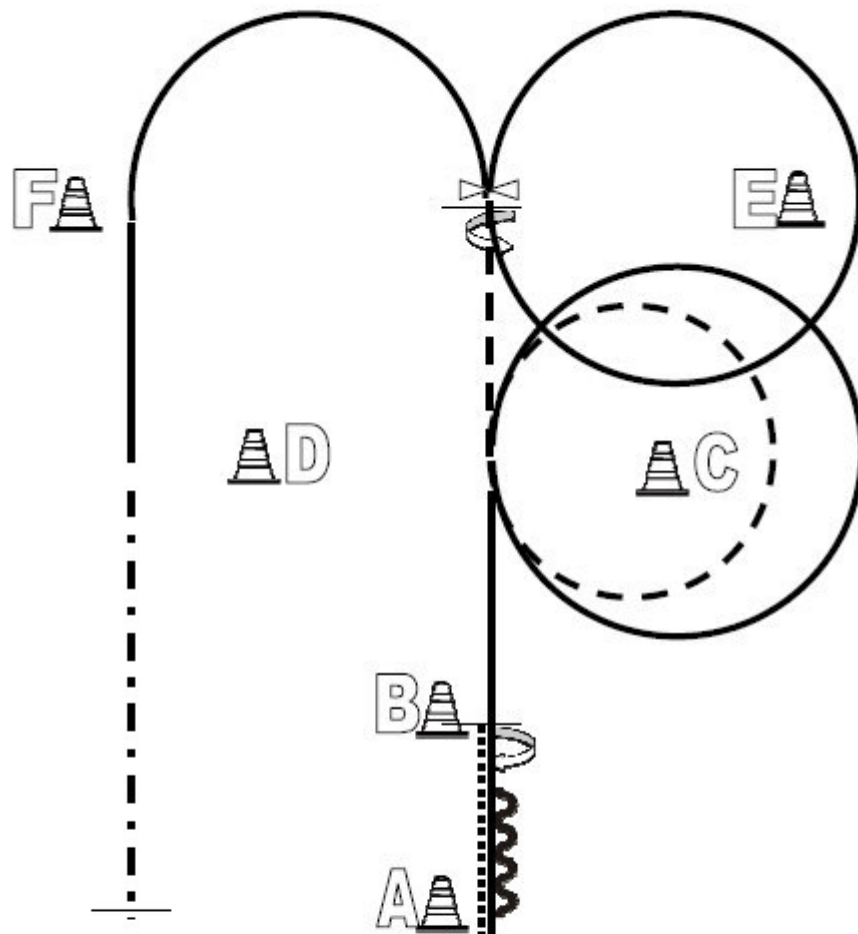
LK 4/5 A WHS, LK 4B WHS, LK 5B WHS








Bei A aus dem Stand Walk bis B  
Jogvolte um B  
Bei C Lope, um D  
Danach Jog bis A  
Stop, 1 Pferdelänge Back

Walk ———  
Jog ———  
Lope ———  
Back 

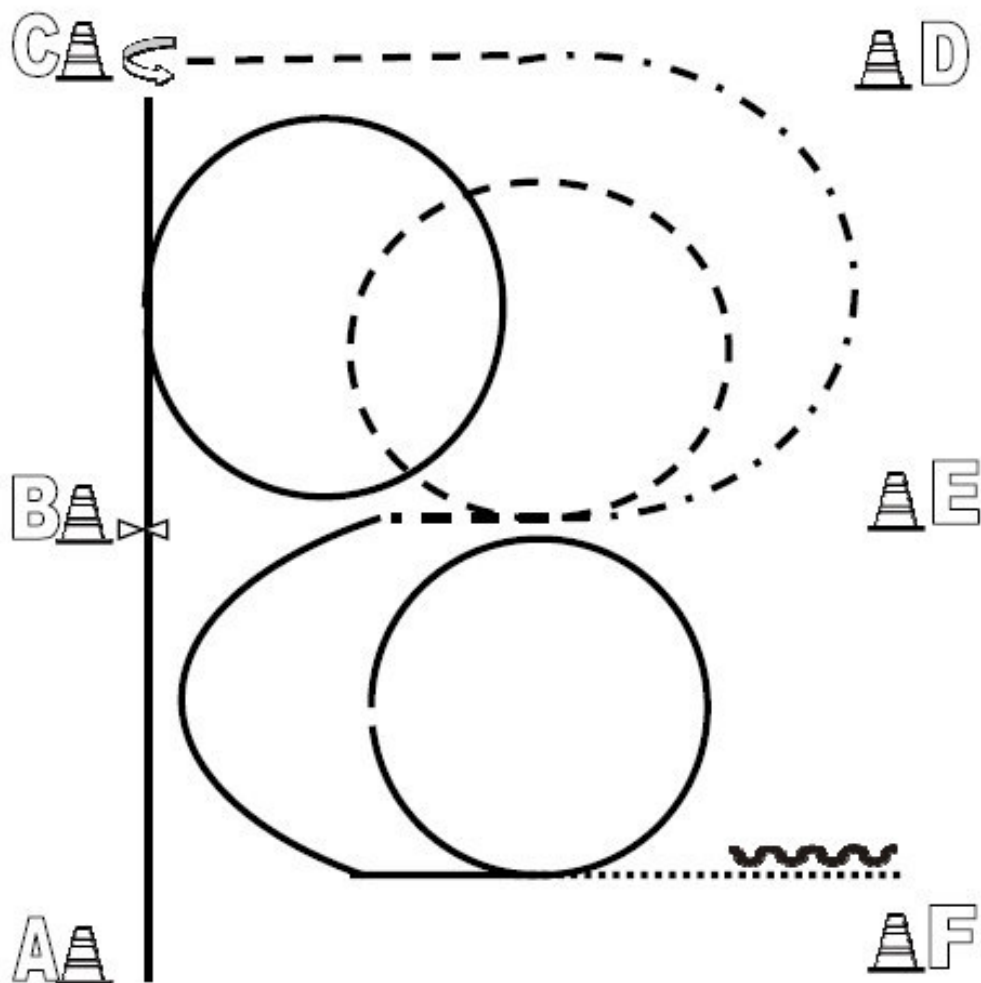
Western Horsemanship LK 1-2 A (Q / M) Pattern 5








1. Beginnend bei A aus dem Stand im Walk, Walk zu B  
 Stop, 360° HHW rechts  
 Rückwärts richten bis A
2. Lope rechts, Volte um C  
 Jogvolte um C und weiter bis zwischen F und E, Stop  
 360° HHW links
3. Lope rechts und Volte um E, einfacher oder fliegender Wechsel  
 Lope links bis D  
 Extended Jog bis A, Stop  
 Im Walk zurück ins Line-Up

	Back Up
	Walk
	Jog
	Lope
	Wechsel

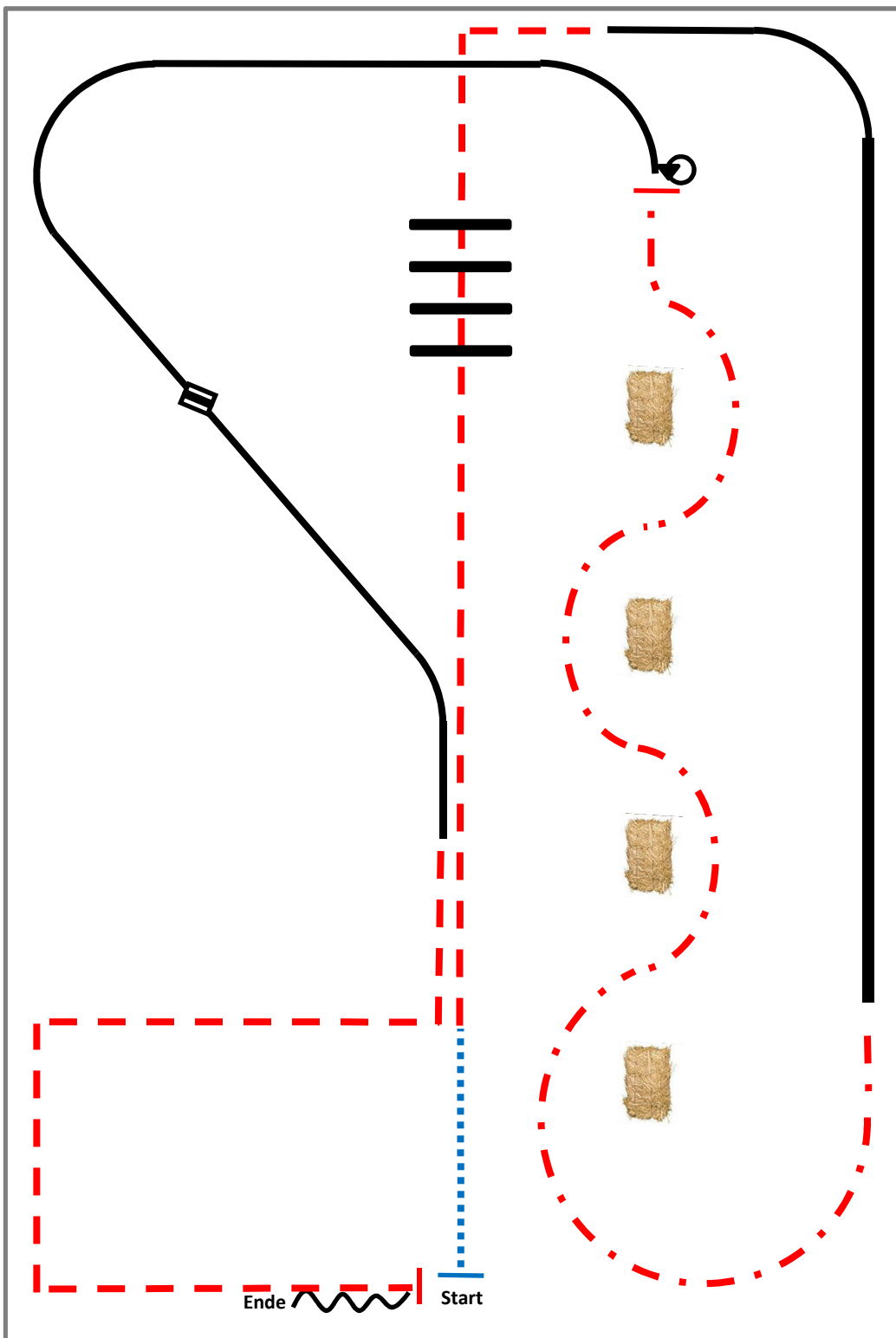
Western Horsemanship LK 1-2 B (Q / M) Pattern 5



1. Beginnend aus dem Stand im Lope links  
Bei B einfacher oder fliegender Wechsel  
Zwischen B und C Lopevolte rechts, bei C Stop
2. 270° HHW links  
Bis Mitte der Bahn Jog  
1/2 Volte rechts im extended Jog , Jogvolte rechts zwischen B und E
3. Lope links 1/2 Volte von B nach A,  
zwischen A und F Lopevolte links, nach Volte Übergang Walk  
Walk bis F, Stop und mind. 1 Pferdelänge rückwärtsrichten

	Back Up
	Walk
	Jog
	Lope
	Wechsel

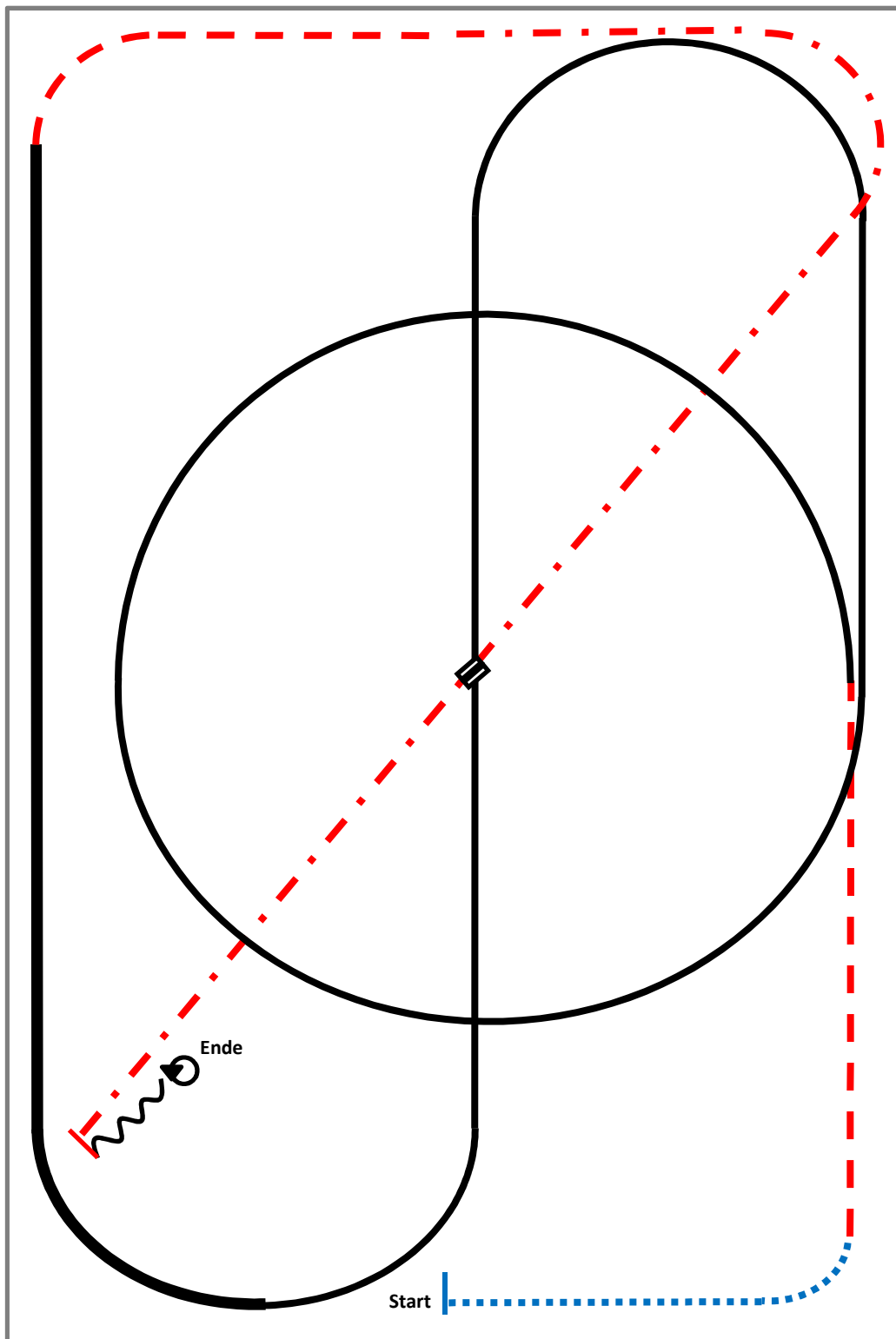
# Qualifikationspattern RR 2017 #5: LK 1/2 A/B sen. (auch für Hallen und Plätze 20x40m geeignet)



- 1) Walk.
- 2) Trot.
- 3) Trot over.
- 4) Lope right lead, extended lope.
- 5) Extended trot serpentines.
- 6) Stop, 360° turns each direction either way first.
- 7) Lope left lead.
- 8) Lead change.
- 9) Lope right lead.
- 10) Trot corners.
- 11) Stop, back.

	Back
	Lope
	Ext. Lope
	Trot
	Ext. Trot
	Walk
	Lead change flying/simple

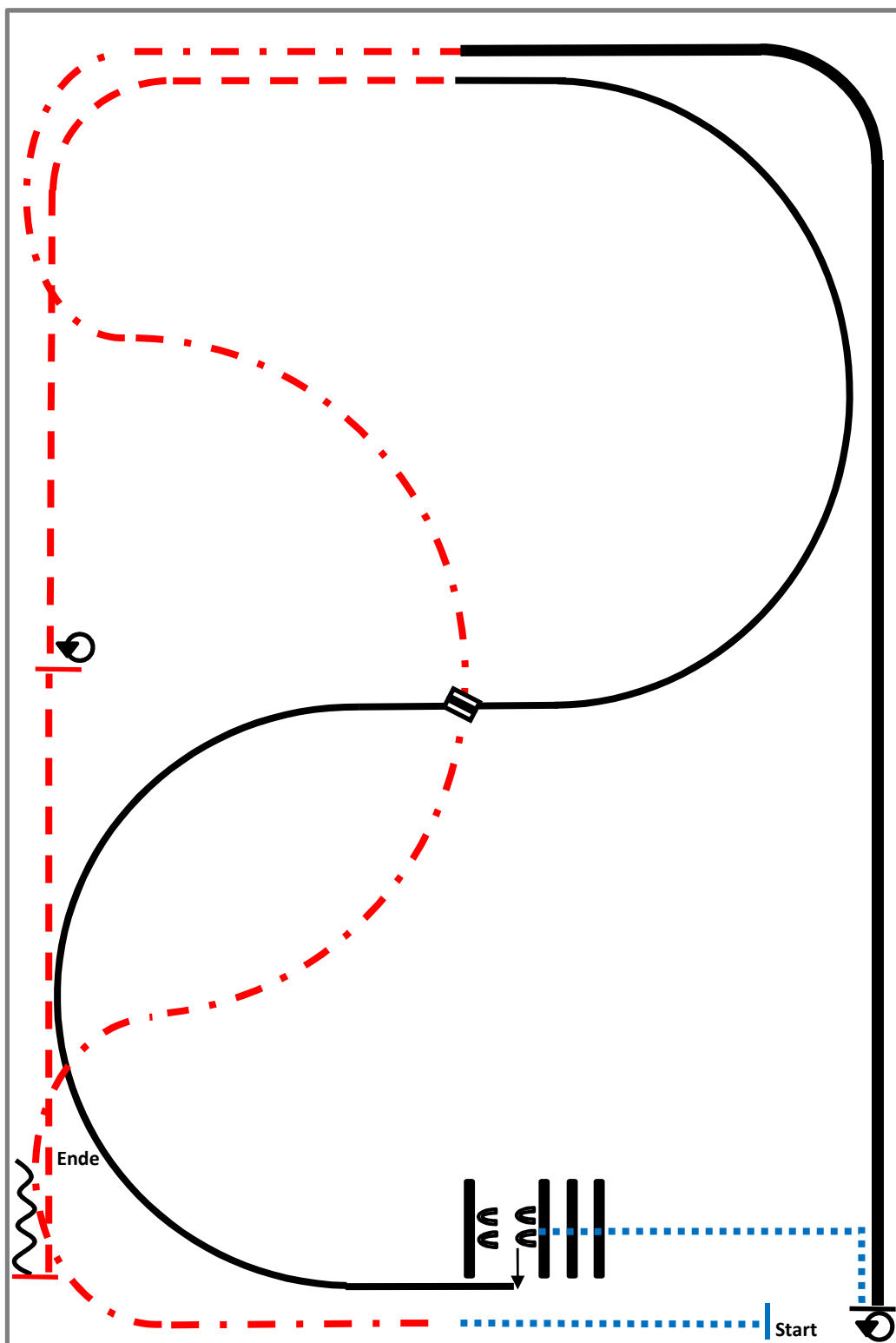
# Qualifikationspattern RR 2017 #1: LK 1/2 jun. (auch für Hallen und Plätze 20x40m geeignet)



- 1) Walk.
- 2) Trot.
- 3) Lope left lead circle, lope.
- 4) Lead change in the center.
- 5) Lope right lead.
- 6) Extended lope.
- 7) Trot.
- 8) Extended trot.
- 9) Stop, back.
- 10) 360° turns each direction either way first.

	Back
	Lope
	Ext. Lope
	Trot
	Ext. Trot
	Walk
	Lead change flying/simple

# Qualifikationspattern RR 2017 #6: LK 1/2 A/B sen. (auch für Hallen und Plätze 20x40m geeignet)

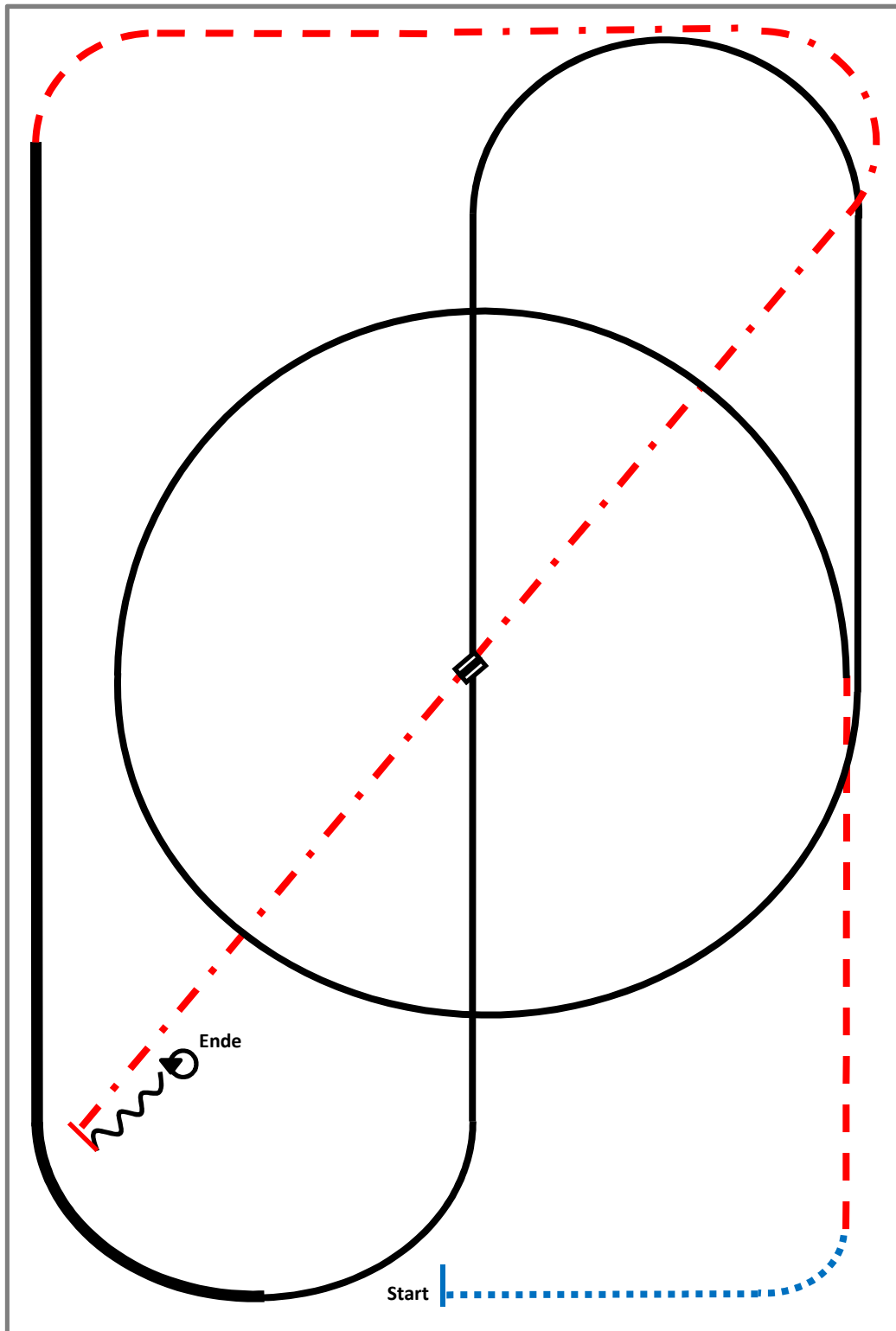


- 1) Walk.
- 2) Extended trot serpentines.
- 3) Extended lope right lead.
- 4) Stop, 180° turn right.
- 5) Walk.
- 6) Walk over, sidepass left.
- 7) Lope right lead.
- 8) Lead change.
- 9) Lope left lead.
- 10) Trot.
- 11) Stop, 360° turns each direction either way first.
- 12) Trot, stop, back.

	Back
	Lope
	Ext. Lope
	Trot
	Ext. Trot
	Walk
	Lead change flying/simple



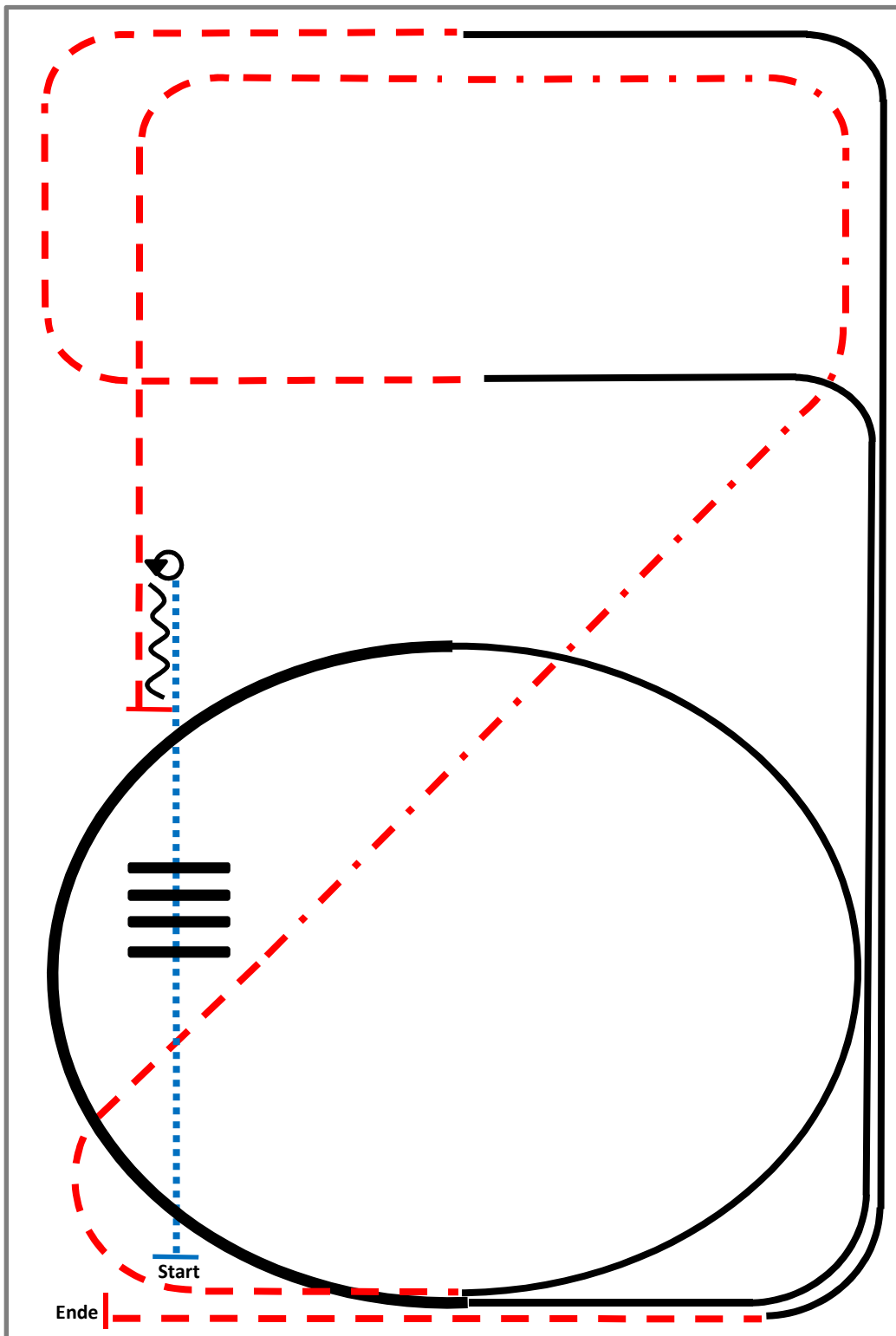
# Pattern RR 2017 #1: LK 3 A/B (auch für Hallen und Plätze 20x40m geeignet)



- 1) Walk.
- 2) Trot.
- 3) Lope left lead circle, lope.
- 4) Lead change in the center.
- 5) Lope right lead.
- 6) Extended lope.
- 7) Trot.
- 8) Extended trot.
- 9) Stop, back.
- 10) 360° turns each direction either way first.

	Back
	Lope
	Ext. Lope
	Trot
	Ext. Trot
	Walk
	Lead change flying/simple

# Pattern RR 2017 #3: LK 4/5 A/B (auch für Hallen und Plätze 20x40m)



- 1) Walk.
- 2) Walk over, walk.
- 3) Stop, 360° turn left or right.
- 4) Back.
- 5) Trot.
- 6) Extended trot, trot.
- 7) Lope left lead.
- 8) Extended lope, lope.
- 9) Trot.
- 10) Lope right lead.
- 11) Trot, stop.

	Back
	Lope
	Ext. Lope
	Trot
	Ext. Trot
	Walk
	Lead change flying/simple